


# AIR CHAIN HOISTS

EN



Automotive | Construction | Industry | Assembly | Offshore

2023

# CONTENTS

<b>INTRODUCTION</b> .....	5	<b>SPECIALS</b> .....	64
Air Chain Hoists.....	5	Low Headroom.....	66
Pneumatic Hoists.....	6	Ultra Low Headroom.....	74
Optional Features & Certification.....	7	Big Bag Handling Hoists.....	78
Marine & Corrosive Protection Paint Systems.....	8	Articulated Trolleys.....	79
Design Department.....	9	Rack & Pinion.....	80
Air Chain Hoists Overview.....	10	Trolley & Parking Brakes.....	82
Air Trolleys Overview.....	11	BOP Handling Systems.....	83
Push & Geared Trolleys 250kg to 3 tonne.....	12	Various Designs.....	84
<b>ATEX CERTIFICATION</b> .....	17	<b>ACCESSORIES</b> .....	89
ATEX.....	17	Balancers.....	90
Explosive Atmospheres.....	20	Controls.....	92
<b>STANDARD AIR CHAIN HOISTS</b> .....	25	Various Products.....	93
Standard Air Chain Hoists.....	26	Load Chain.....	94
Material Handling.....	27	Chain Collectors.....	95
Mini Chain Hoists.....	28	Chain Collector Models.....	96
High Speed Hoists.....	30	Air Treatment Equipment.....	98
Heavy Duty Hoists.....	31	Festoon Systems.....	100
<b>HOIST TROLLEY COMBINATIONS</b> .....	44	<b>SERVICE</b> .....	104
Mini & High Speed.....	46	Service.....	105
Heavy Duty Hoist & Trolley.....	48	Maintenance.....	106
		Training.....	107
		<b>INDEX</b> .....	108

# AIR CHAIN HOISTS

Rami Yokota is a family owned trading business from the Netherlands, founded in 1896 and is now managed by the fourth generation. From selling bicycles, sewing machines and later on automotive and motor parts in the early 1900's, the company moved on to importing high quality air tools from Japan in the early 60's. Through continuous development, innovation and attention to service and building of technical skills, Rami Yokota grew to become a highly valued air tool supplier in Western Europe.

Today the focus also includes Eastern Europe as well as Scandinavia. From industrial assembly tools to industrial air tools and air hoists, Rami Yokota caters for a large number of requirements in a large variety of industries and also became a major player in the market with the Red Rooster air chain hoists.

## CONTINUITY

We have been providing service and quality for over 120 years always aiming to help our customers achieve the highest productivity in the most cost effective way. Our strong network of suppliers and distributors, combined with our knowledge and expertise, means we are able to support end-users in finding the most effective solution in any given environment, thus guaranteeing a problem free, continuous operation for our users.

## RELIABILITY

Every application requires a different solution, whether you require a heavy

industrial tool, an electric, cordless or air assembly tool, we are able to provide you with a solution to the customer requirements and help you to make the best choice of hoist. In our well-equipped service workshop we carry out the maintenance of all our hoists, we have trained our partners to carry out maintenance for you and can also offer training to your own staff at our purposely built training facility in Amsterdam or at your own works. Our highly trained team is able to offer advice to ensure that you get the best performance out of your equipment.

## CERTAINTY

Red Rooster is Rami Yokota's own brand of hoists, developed in cooperation with our technical team and leading industrial manufacturers. We hold extensive stock in our large warehouses in the Netherlands and can be certain to deliver Europe-wide within 24-48 hours.

## PRODUCTIVITY

Rami Yokota will help you to increase the efficiency of your production processes. Our air chain hoists are the fastest on the market and due to the 100% duty rating, your production process can be far more efficient.



# PNEUMATIC HOISTS

## Introduction


Red Rooster specializes in the sale, rental and repair of air powered hoists and trolleys. Our pneumatic hoists with safe working loads range from 125kg to 100 tonne and are conform to the EC Machinery Directive and the European Standard for hoists EN 14492-2. All of our hoist parts are manufactured in Japan and Europe, controlled under the ISO 9001:2008 quality control system.


Our lifting equipment can be used in industries such as the (offshore) oil and gas industry, assembly lines, power plants, refineries, chemical plants, mechanical engineering, shipyards, foundries, oil storage and many others.

The Red Rooster TMM, TCR, TCS, and TMH series pneumatic hoists offer a comprehensive range of hoists suited for all types of industrial, offshore and marine environments. For use in areas where there is a risk of explosion due to flammable gases or dust, we can offer a range of ATEX classifications to suit your requirements (see ATEX section on page 14-21). With safety the number one priority, Red Rooster hoists have been used and tested for the past 35 years. Where engineers and operators require a hoist fit for purpose, easily controlled and maintained, with readily available spare parts, you'll find Red Rooster hoists. We have the perfect lifting solution for where the duty is high, or where a robust hoist is required to withstand harsh conditions. As standard, Red Rooster hoists are able to work within a temperature range of -10°C to +70°C, with some slight modifications we can make the hoists suitable to use at -20°C.

### FEATURES

- Toku high quality vane motor and planetary gearbox with long life grease
- Load limiter
- High strength cast steel housing for durability
- Compact and lightweight for easy handling
- Extended duty cycles and frequent reversals
- Variable speed for raising and lowering accurately
- Alloy steel hooks with safety catches (Bottom hook fitted with thrust bearing for easy operation)
- Adjustable load limiter (not for TMM, TCR Mini or TCS)
- Failsafe automatic disk brake (fully enclosed) ensures the load cannot fall if power is lost
- Emergency stop
- Mechanical upper and lower hoist limits
- Lifting heights to meet your needs
- Choice of cord, pendant control or control systems



- Low noise level down to 80 dB (Silencer and filter easily changed)
- Low air consumption (TCR and TMH models)
- Air pressure from 0,4 to 0,63 MPa
- Durable in harsh environments
- Low maintenance
- Easily available spares
- Hoist body manufactured in Japan, all other parts in Europe
- High quality calibrated load chain of European/Japanese manufacture with 5:1 FOS
- High speed (TCS & TMH models)
- Special designed hoists and trolleys
- Ex classification to EC directive  (2014/34/EU (ATEX models)
- Various paint specifications and colours

### USED IN VARIOUS INDUSTRIES

Offshore oil industry, assembly lines, power plants, refineries, chemical plants, mechanical engineering, shipyards, foundries, oil storage and many other industries.

# OPTIONAL FEATURES & CERTIFICATION

Every Red Rooster product is subject to the most rigorous examination and test prior to dispatch. Our testing facilities allow us to carry out dynamic testing up to 75 tonne with static testing up to 400 tonne. We are specialists in the repair of our own and other manufacturer's hoists. After inspection, a report and quotation is issued to enable the customer to decide on the viability of the repair. Once authorized by the customer the repair is dealt with promptly and efficiently to ensure a speedy return.



### OPTIONAL FEATURES

- Marine specification/corrosion resistant
- Paint systems from C2 - Industrial to C5 - Offshore specification (Red finish as standard. Other RAL colours available on request)
- Choice of pendants
- Radio control pendant for electro pneumatic controls
- Control systems
- Chain collectors (PVC, galvanised or stainless steel)
- Various types of hook or clevis available

- Air supply systems and valves
- Piped away exhaust air
- In house design for "specials"
- Festoon systems
- Main air shut off valve

### STANDARD DOCUMENTATION

- Report of Thorough Examination
- CE declaration of conformity (Machinery directive)
- Hoist manual, safety instructions
- Exploded view & parts list
- Chain certificates
- Hook certificates


### ADDITIONAL DOCUMENTATION/ CERTIFICATION

- Painting certificates
- ATEX certificate
- Certificate of Origin
- Material certificates
- Witness tests-Lloyds Register, DNV, BV, etc.
- Documentation package, quality plan, procedures, factory acceptance tests, etc.



# MARINE & CORROSIVE PROTECTION PAINT SYSTEMS

We have established paint application systems to control the painting of our equipment based on ISO 12944. Our systems can also be used for several parts of NORSOK M501. These systems give good durability with resistance to water, abrasion, chemicals and are flexible. For our C2 and C3 systems we use Jotun paints Penguard FC Epoxy. For the high marine specifications C4 and C5 we use an anti-corrosive primer with a hardtop CA acrylic top coat.



A specialist painting contractor is used when other painting specifications are required.

Corrosive category and risk	Examples of typical environments in a temperate climate (info only)	
	Exterior	Interior
C1 very low	-	Heated buildings with clean atmospheres, e.g. offices, shops, schools, hotels
C2 low	Atmospheres with low level of pollution. Mostly rural areas	Unheated buildings where condensation may occur, e.g. depots, sports halls
C3 medium	Urban and industrial atmospheres, moderate sulphur dioxide pollution. Coastal area with low salinity	Production rooms with high humidity and some air pollution e.g. food-processing plants, laundries, breweries, dairies
C4 high	Industrial areas and coastal areas with moderate salinity	Chemical plants, swimming pools, coastal, ship and boatyards
C5-1 very high (industrial)	Industrial areas with high humidity and aggressive atmosphere	Buildings or areas with almost permanent condensation and high pollution
C5-M very high (marine)	Coastal and offshore areas with high salinity	Buildings or areas with almost permanent condensation and high pollution

# DESIGN DEPARTMENT

Over the last 30 years Red Rooster have built an unrivalled reputation designing and manufacturing lifting solutions customised to meet diverse customer requirements. Many years of experience help us focus on solutions to meet the rigorous customers' project needs, collaborating with clients from a range of industries such as Oil & Gas, Energy, Chemical, Marine, Mining and Pharma.



Safety is built into our products designs from the first meeting with our clients and partners going through the project needs and building the specification together that meets or exceeds the project requirements.

Initial meetings are conducted with sales staff then designers and engineers come together to confirm the final bespoke design before being quoted to the customer for approval. From the initial designs, through to the

final testing and examination, and finally on to delivery, our fully trained team use the vast experience and knowledge of our products based on the latest regulations and standards. The project team will control the documentation package required for the project, arranging submission and confirming certification and third-party requirements. After sales is particularly important as problems encountered on-site need to be quickly rectified, with advice, spare parts or changes

required by unforeseen circumstances. We are constantly striving to raise expectations by delivering better products and services that create value for our customers through investing time in R&D.

We have recently developed and launched an innovative range of lubricant free hoists in response to demand from the food and chemical sectors who needed 'ultra clean' emission levels.

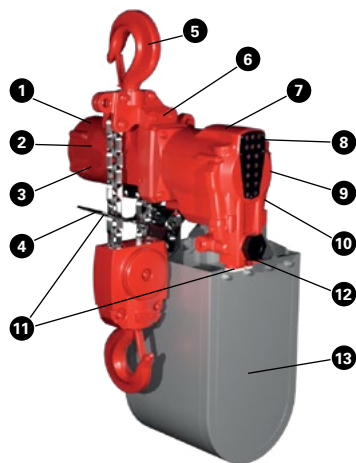


# PNEUMATIC HOISTS

## Overview

Model	WLL (kg)	Full load lifting speed (m/min.)	Full load lowering speed (m/min.)	Chain size (m/min.)	Chain falls	Page
TCR-125	125	14	16	4x12	1	26
TCR-250ME	250	8	17,9	4x12	1	25
TCR-250	250	9,3	17,9	4x12	1	27
TCR-600250	250	10,5	17,9	6,3x19,1	1	29
TCR-500	500	10,5	17,9	6,3x19,1	1	29
TCR-500/2	500	4,6	9	4x12	2	27
TCS-500	500	17	34	6,3x19,1	1	28
TCS-500LFC	500	13	24	6,3x19,1	2	28
TCS-980/2	980	8,5	17	6,3x19,1	2	28
TCS-980LF2	980	6,5	12	6,3x19,1	2	28
TCR-1000/2	1.000	5,3	9	6,3x19,1	2	29
TCR-1000	1.000	6	10,6	7,1x21	1	30
TCR-2000/2	2.000	3	5,2	7,1x21	2	30
TMH-3000	3.000	5,4	10,2	13x36	1	31
TMH-3000LF	3.000	3,1	2,8	13x36	1	31
TMH-6000/2	6.000	2,8	5,1	13x36	2	31
TMH-6000/LF2	6.000	1,6	2,8	13x36	2	31
TMH-9000/3	9.000	1,8	3,4	13x36	3	32
TMH-9000/LF3	9.000	1	1,9	13x36	3	32
TMH-12000/4	12.000	1,35	2,5	13x36	4	32
TMH-12000/LF4	12.000	0,8	1,4	13x36	4	32
TMH-15000/5	15.000	1,08	2,04	13x36	5	32
TMH-15000/LF5	15.000	0,6	1,1	13x36	5	32
TMH-10/2	10.000	1,6	3,2	16x45	2	34
TMH-15/3	15.000	1,05	2,1	16x45	3	34
TMH-20/4	20.000	0,8	1,6	16x45	4	34
TMH-25/2	25.000	1,4	3	23,5x66	2	36
TMH-30/2	30.000	1	2,7	23,5x66	2	36
TMH-37,5/3	37.500	1	2	23,5x66	3	37
TMH-45/3	45.000	0,65	1,8	23,5x66	3	37
TMH-50/4	50.000	0,7	1,5	23,5x66	4	38
TMH-60/4	60.000	0,5	1,3	23,5x66	4	38

## FEATURES



1. All steel construction (aluminium body for TCR mini and TCS)
2. Planetary gear box
3. Failsafe automatic disk brake
4. Upper and lower limit switches
5. Hook options
6. Various paint options - standard to full offshore specification
7. Low noise emissions
8. Low air consumption
9. Load limiter (not TCR mini, TMM or TCS)
10. Spring loaded vane motor
11. Cord or range of pendant control
12. Built in emergency stop valve on pendant model
13. Chain bag or bucket

# AIR TROLLEYS

## Overview

The Red Rooster range of trolleys is designed to match our range of pneumatic hoists, with capacities from 250 kg to 50 tonne, but they are easily adapted to be used with other manufacturers hoists. The trolleys are designed to work on a wide range of beam sizes and beam types, with parallel or tapered flanges. The trolley can either be 'hook on' or be built-in using a link plate. The versatile design and interchangeable parts can be used on a range of geared, low headroom, articulated and overhead crane units.

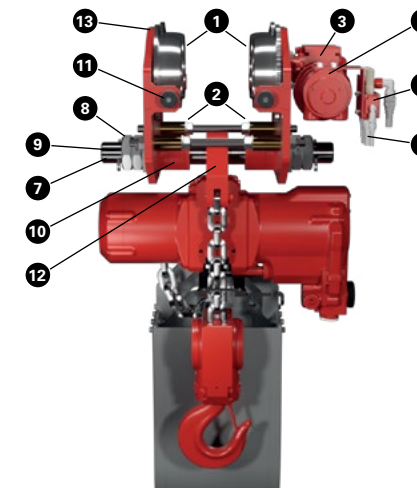
Model	ATEX	WLL (kg)	No. of wheels	No. of driven wheels	Min. bend radius (m)	Min. hose dia (I/D)	Air consumption	Speed (m/min.)*		
								A*	B*	C*
AT2S/STD	AT2S/ATEX	Up to 2.000	4	2	1,5	½"	25 l/sec	9	6	14
AT3S/STD	AT3S/ATEX	3.000	4	2	2,5	¾"	25 l/sec	6	6	14
AT6S/STD	AT6S/ATEX	6.000	4	2	2,5	¾"	25 l/sec	6	6	14
AT10S/STD	AT10S/ATEX	9.000 /10.000 /12.000	4	2	2,5	1"	50 l/sec	8	8	-
AT15S/STD	AT15S/ATEX	15.000	4	2	3	1"	50 l/sec	6	6	-
AT25S/STD	AT25S/ATEX	20.000	4	2	3	1"	50 l/sec	4	4	-
AT25S/STD	AT25S/ATEX	25.000	4	2	3	1"	50 l/sec	4	4	-
AT25-2S/STD	AT25-2S/ATEX	25.000	8	4	Straight	1" / 1¼"	100 l/sec	6	6	-
AT37.5-2S/STD	AT37.5-2S/ATEX	35.000	8	4	Straight	1" / 1¼"	100 l/sec	4	4	-
AT50-2S/STD	AT50-2S/ATEX	50.000	8	4	Straight	1" / 1¼"	100 l/sec	4	4	-

\* A = standard, B = ATEX, C = optional

## SPECIAL TROLLEYS

Type	Model	For all pneumatic trolleys	
Low Headroom	LHR	Standard trolley temperature	-10°C to +50°C
Ultra Low Headroom	ULH	Optional trolley temperature	-20°C to +70°C
Articulated	ART	Air pressure	0,63 MPa / 90 PSI
Rack & Pinion	RP	Wheel material	Steel / Bronze

## FEATURES



1. Trolley wheels with sealed bearings (to suit flat or tapered beams)
2. Anti tilt rollers (can be set to suit flange)
3. Gear box (self breaking)
4. Air motor
5. Control valve
6. Silencers (low noise levels)
7. Load bar (wide range to suit beam)
8. Lock nuts
9. Split pin
10. Adjusting spacers / washers (for easy adjustment)
11. Rubber buffers (standard on ATEX units)
12. Link plate (to suit all Red Rooster hoists)
13. Lift points in side plates for shackles



# PUSH & GEARED TROLLEYS

250 kg to 3 tonne

Designed to operate with our range of pneumatic hoists, our standard push and geared trolleys are easily adapted to be used with other manufacturers hoists or as part of a travelling system. The trolleys are designed to work on a wide range of beam sizes and beam types, with parallel or tapered flanges. The trolley can either be 'hook on' or be built-in using a link plate. The versatile design and interchangeable parts can be used on a range of geared, low headroom, articulated and overhead crane units.



3T PUSH TROLLEY



GEARED TROLLEY

### STANDARD FEATURES

- Trolleys are designed to provide smooth and easy traversing
- The anti-drop plates design ensures extra safety, and also prevents damage to wheels when contacting end rail stoppers
- Wheels run on sealed ball bearings for smoother rolling with less effort and maintenance
- Push Trolley Range from 0,25t up to 3,0t
- Geared Trolley Range from 0,25t up to 15t
- Extended beam width available on request
- Corrosion or Spark Resistant versions available
- Operating temperature of -30°C to +50°C (temperature range of -50°C to +50°C available as an option)
- 5 : 1 factor of safety allows for use with manual or powered hoists
- Wheels profiled to run on parallel or tapered beams
- Steel or bronze wheels
- Operates on curved beams, see specification for minimum radius

### EXTRA FEATURES/ SPECIAL DESIGNS

- Anti collision bumpers
- Larger capacities available
- Special paint systems
- Special design to fit any beam
- Parking brake

### CERTIFICATION

These units meet and exceed all the requirements within EN 13157: 2004 + A1:2009 and AS1418.2.

Each unit comes fully certified with a test certificate and EC Declaration of Conformity stating compliance with the essential health and safety requirements of the Machinery Directive 2006/42/EC.

# PUSH & GEARED TROLLEYS

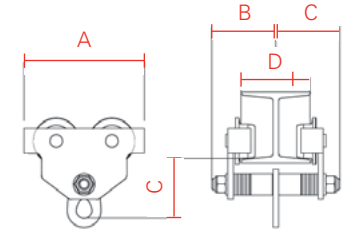
250 kg to 3 tonne

### STANDARD PUSH TROLLEYS

Model	Capacity (T)	D		Min. bend radius (m)	Dimensions			
		Track width range 1 (mm)	Track width range 2 (mm)		A	B	C	E
TSP005-010	0,25 - 1,0	62 - 128	62 - 203	0,8	195	106	106	98
TSP020	2,0	88 - 154	88 - 230	1,3	236	136	136	132
TSP030	3,0	88 - 154	88 - 230	1,5	277	146	146	150

Trolleys can be supplied with "Hook on" or with Linkplate for "build on"

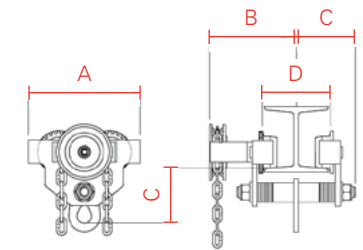
### DIMENSIONS



### STANDARD GEARED TROLLEYS

Model	Capacity (T)	D		Min. bend radius (m)	Dimensions			
		Track width range 1 (mm)	Track width range 2 (mm)		A	B	C	E
TSG010	0,25 - 1,0	62 - 128	62 - 203	0,8	195	165	106	98
TSG020	2,0	88 - 154	88 - 230	1,3	236	182	136	132
TSG030	3,0	88 - 154	88 - 230	1,5	277	187	146	150

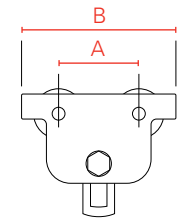
Trolleys can be supplied with "Hook on" or with Linkplate for "build on"



### ATEX PUSH TROLLEYS

Model	Capacity (T)	Range 1	Range 2	Range 3	Min. bend radius (m)	Dimensions	
		(mm)	(mm)	(mm)		A	B
PT-2/ATEX	0,25 - 2,0	55 - 140	140 - 220	220 - 300	1,5	112	235
PT-3/ATEX	3,0	80 - 160	160 - 230	230 - 300	2,5	160	340

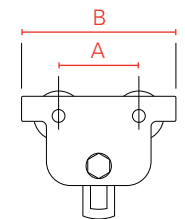
Trolleys can be supplied with "Hook on" or with Linkplate for "build on"



### ATEX GEARED TROLLEYS

Model	Capacity (T)	Range	Range 2	Range 3	Min. bend radius (m)	Dimensions	
		(mm)	(mm)	(mm)		A	B
GT-2/ATEX	0,25 - 2,0	55 - 140	140 - 220	220 - 300	1,5	112	235
GT-3/ATEX	3,0	80 - 160	160 - 230	230 - 300	2,5	160	340

Trolleys can be supplied with "Hook on" or with Linkplate for "build on"



ATEX MARKING

#### STANDARD ATEX:

**GAS**  
II 3G Ex h IIA T4 Gc  
**DUST**  
II 3D Ex h IIIA 135°C Dc

#### OPTIONAL ATEX:

**GAS**  
II 2G Ex h IIB T4 Gb  
**DUST**  
II 2D Ex h IIIB 135°C Db

**GAS**  
II 2G Ex h IIC T4 Gb  
**DUST**  
II 2D Ex h IIIC 135°C Db



# ATEX CERTIFICATION





# ATEX



The Red Rooster spark resistant air chain hoists are very suitable to be used in dangerous explosion prone areas because air does not generate sparks (on the contrary to electricity). Red Rooster spark resistant air chain hoists are very economical, and supplied at competitive prices.

In various industries like (petro) chemical industry, oil/gas industry, offshore, power plants, mining, food industry and many other industries an explosion dangerous atmosphere can arise during processing, transporting or storing, due to gas, vapor or dust.

Explosive atmospheres can be caused by flammable gases, mists or vapours, or by combustible dusts. If there is enough of a substance mixed with air then all it needs is a source of ignition to cause an explosion. Preventing release of dangerous substances and controlling potential sources of ignition are two widely used ways of reducing risk.

#### WHY DO WE NEED ATEX CERTIFICATION

- If you manufacture a product that is to be used in a potentially explosive environment and you want to sell in the European Union, then you will need to apply the CE and Ex mark on it.
- The ATEX 2014/34/EU Directive (ATEX 95) covers both electrical and mechanical equipment which is split into two categories of equipment, Group I mining & Group II above ground.
- Our lodgement is for mechanical non electrical equipment which are capable of causing their own source of ignition.

All standard Red Rooster air chain hoists and trolleys from 250 kg to 100 tonne can be certified for use in Gas: II3G Ex h IIA T4 Gc and Dust: II 3D Ex h IIIA 135°C Dc Dc area and with additional protection built into the hoist they can be certified for Gas: II 2G Ex h IIB T4 Gb, Dust II2D Ex h IIIB 135°C Db & Gas: II 2G Ex h IIC T4 Gb, Dust: II 2D Ex h IIIC 135°C Db. The preparation work required to be carried out on our hoists varies on the protection level requested by the customer. With the information on where the hoist will be operating we prepare the hoist to be suitable for the zone, gas group and temperature rating.

Our lodgement PRJ1110010199/1 filed with Lloyds Register covers the range of ATEX units we manufacture.

The TCR, TMH & TCS ranges of hoists are heavy duty units with a wide range of uses in a variety of industries all over the world. The ATEX range of hoists are built to stand up to different environments making them safe to use in explosive atmospheres. Depending on the classification we can bronze spray hooks, fit stainless steel safety latches, use either zinc plated or stainless steel load chain and fit stainless steel chain collectors. Red Rooster pneumatic trolleys, geared trolleys and push trolleys are fitted with bronze wheels, bronze anti-tip rollers, rubber buffers and air trolleys have ATEX rated air motors, gearboxes and valves. Our trolleys are suitable for a range of beam sizes and profiles, with rack and pinion, beam brake, low headroom and ultra low headroom units available in most capacities.

We also provide a range of ATEX pneumatic wire rope hoists built to suit customer requirements. These hoist units have been fully converted to air powered units from ATEX certified parts covered by our risk assessment for the process and parts used in manufacture.

#### ATEX - ACCORDING TO EC DIRECTIVE 2014/34/EU, DIRECTIVE (ATEX 95)

- Marine Specification/Corrosion
- In house design for "specials"

Standard hoists are suitable for use in areas certified as:

- GAS: II 3G Ex h IIA T4 Gc
- DUST: II 3D Ex h IIIA 135°C Dc

With extra protection can be used in areas certified as:

- GAS: II 2G Ex h IIB T4 Gb
- DUST: II 2D Ex h IIIB 135°C Db

Further protection allows the hoist to work in areas certified as:

- GAS: II 2G Ex h IIC T4 Gb
- DUST: II 2D Ex h IIIC 135°C Db





# ATEX

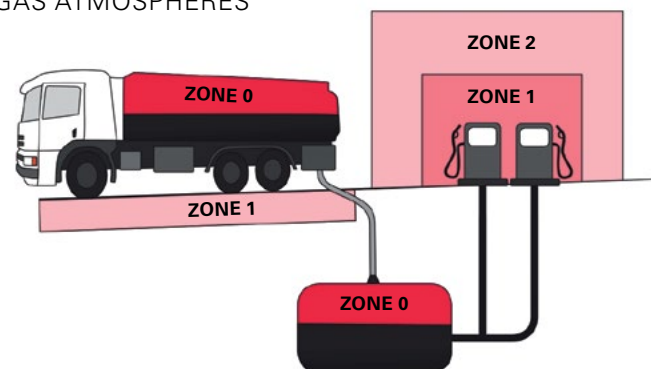


## EQUIPMENT GROUPS, CATEGORIES & ZONE CLASSIFICATION

Group	Category	Level of Protection	(Formerly known as risk zone)
I Mining	M(1)	Mechanical equipment - Energised	
		Very high level of protection Equipment must continue to operate in an explosive atmosphere.	0, 1, 2 (Gases) 20, 21, 22 (Dust)
I Mining	M(2)	Mechanical equipment - De-energised	
		High level of protection Equipment must shut down if an explosive atmosphere occurs.	1, 2 (Gases) 21, 22 (Dust)
II Non mining	1	Very high level of protection Where gas, dust or vapour mixtures are present continuously or for long periods.	0, 1, 2 (Gases) 20, 21, 22 (Dust)
II Non mining	2	High level of protection Where gas, dust or vapour mixtures are likely to occur occasionally.	1, 2 (Gases) 21, 22 (Dust)
II Non mining	3	Normal protection Where gas, dust or vapour mixtures are unlikely to occur and only for short periods.	2 (Gases) 22 (Dust)

### HAZARDOUS AREAS

#### GAS ATMOSPHERES



Categorie	Gas	Dust
Categorie 1 = zone	0	20
Categorie 2 = zone	1	21
Categorie 3 = zone	2	22

The above diagrams are simple examples of explosive atmospheres within industry. Each site may differ.

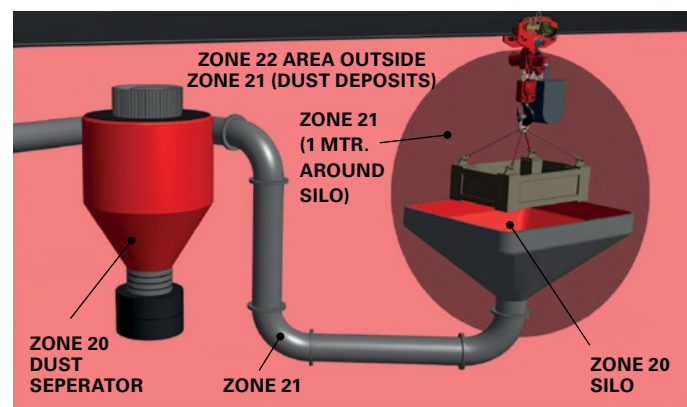
### ATMOSPHERES EXPLOSIBLES

ATEX comes from the French words "ATmosphères EXplosibles" which is the name commonly given to the two European Directives for controlling explosive atmospheres. The aim of the directive 2014/34/EU is to allow free trade of ATEX equipment within the EU. Some other parts of the world do not have regulations on non electrical equipment in explosive areas and have also adopted the ATEX directive.

## EXPLOSION ZONE CLASSIFICATION

Category	(Formerly known as risk zone)	Description
1G	ZONE 0 (Gas/vapours)	An area in which an explosive mixture is continuously present or present for long periods.
2G	ZONE 1 (Gas/vapours)	An area in which an explosive mixture is likely to occur in normal operation.
3G	ZONE 2 (Gas/vapours)	An area in which an explosive mixture is not likely to occur in normal operation and if it occurs it will exist only for a short time.
1D	ZONE 20 (Dust)	An area in which an explosive mixture is continuously present or present for long periods
2D	ZONE 21 (Dust)	An area in which an explosive mixture is likely to occur in normal operation.
3D	ZONE 22 (Dust)	An area in which an explosive mixture is not likely to occur in normal operation and if it occurs it will exist only for a short time.

### DUST ATMOSPHERE



- Directive 2014/34/EU (ATEX 95) is for the manufacturers of equipment used in explosive atmospheres
- Directive 99/92/EC (ATEX 137) is for the health and safety protection of workers an manufacturers of installations within a potentially explosive atmosphere.

The Directive 99/92/EC applies to most workplaces where an explosion may occur, so employers must carry out risk assessments to classify different groups to ensure that the correct equipment can be selected for that specific area. These risk assessments should be kept on file and the classification for that area passed on to manufacturers or suppliers when selecting the correct equipment. This equipment should be of the same or higher classification.

# ATEX



### ATMOSPHERIC CONDITIONS

An explosive atmosphere is defined as a mixture of dangerous substances with air, under atmospheric conditions, in the form of gases, vapours, mist or dust in which after ignition has occurred, combustion spreads to the entire unburned mixture.

Dangerous gases, dusts, mists and vapours are produced in many workplaces such as agriculture, waste disposal, recycling, wood processing, metal processing, paint shops, food industry, pharmaceuticals, refineries, power generation, chemical industry, mining and in the exploration and production of oil and gas. Even in non hazardous production process gas may leak from cylinders or leaking pipes.

### EXPLOSION PROTECTION

Explosion protection can mean to generally prevent the occurrence of an explosive mixture. Explosion protection can also be achieved by eliminating potential ignition sources in advance, e.g. high temperatures and sparking by designing components accordingly and by permanent monitoring of operation, or by using a flame-proof enclosure for the source of ignition to protect the surrounding area against possible effects of an internal explosion.

### DUST EXPLOSION PROTECTION

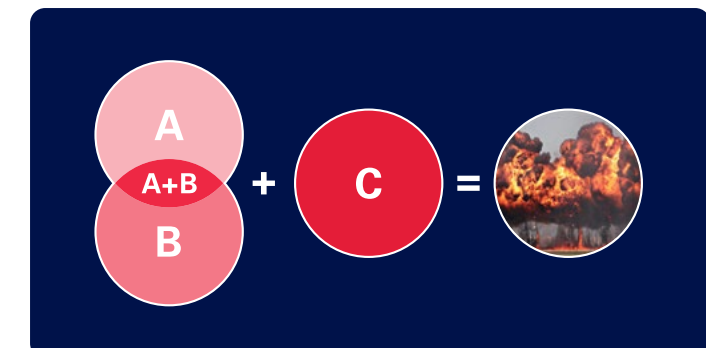
Powder or dust like products are the by product of many farming, mining and industrial processes. This hazardous dust can be produced by grain, wood, paper, metals and coal in industries such as plastic, chemical and many others. Many of these powders and dusts are inflammable but under certain circumstances they can explode. Dust explosions can be far more dangerous than gas explosions as the initial dust explosion can move more dust into the air creating further explosions and can cause destruction over a large area. A dust layer of less than 1 mm is enough, when stirred up and mixed with oxygen, to create an explosion.

### AN EXPLOSION CAN ONLY TAKE PLACE WHEN THE FOLLOWING 3 FACTORS COINCIDE

**A** COMBUSTABLE SUBSTANCE  
gas, dust, vapour, mist

**B** OXIDIZING AGENT  
oxygen in the air

**C** IGNITION SOURCE  
spark, hot surface, flame, static



**PRIMARY EXPLOSION PROTECTION**  
Prevent the formation of explosive atmospheres.

**SECONDARY EXPLOSION PROTECTION**  
Prevent the ignition of potentially explosive atmospheres.

**TERTIARY EXPLOSION PROTECTION**  
Restricts the effects of an explosion.

# EXPLOSIVE ATMOSPHERES



## DUST GROUPS

Group III - For dust in locations other than mines

- IIIA: For atmospheres containing combustible filings
- IIIB: For atmospheres containing combustible filings and nonconductive dust
- IIIC: For atmospheres containing combustible filings, nonconductive dust and conductive dust

Dust group of the explosive atmosphere	Equipment with the same or higher dust group marking can be used in the area
IIIA	IIIA, IIIB, IIIC
IIIB	IIIB, IIIC
IIIC	IIIC

## GAS GROUPS

Gases are divided into two groups:

Group I - For mines susceptible to Methane.

Group II - For gases in locations other than mines, which are divided into three sub groups:

- IIA: For atmospheres containing propane or gases of an equivalent hazard.
- IIB: For atmospheres containing ethylene or gases of an equivalent hazard.
- IIC: For atmospheres containing hydrogen or gases of an equivalent hazard.

Gas group of the explosive atmosphere	Equipment with the same or higher gas group marking can be used in the area
IIA	IIA
IIB	IIA, IIB
IIC	IIA, IIB, IIC

## TEMPERATURE CLASSES

The auto ignition temperature is the temperature in °C at which a gas will spontaneously ignite without another source of ignition.

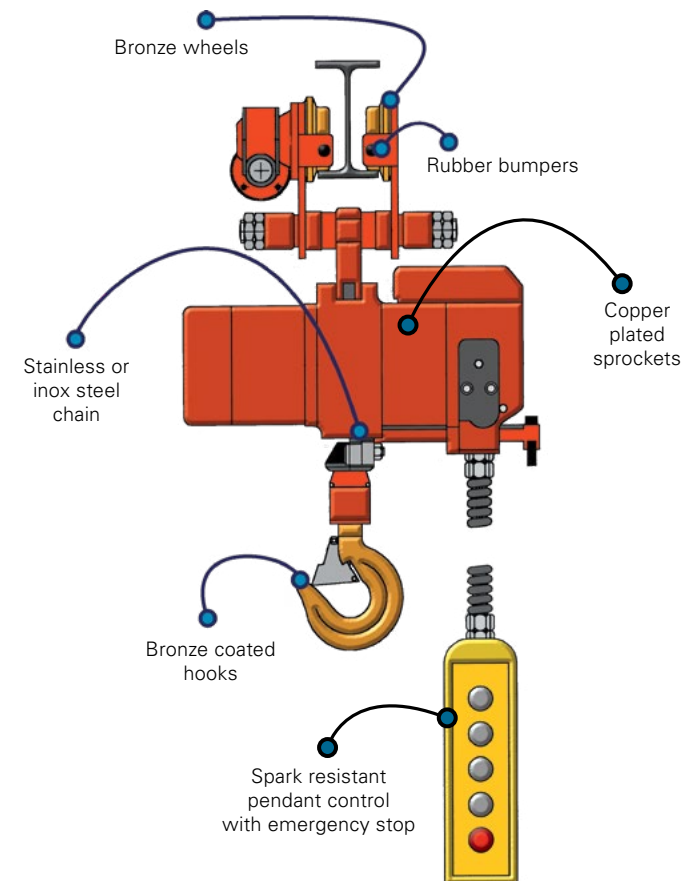
Equipment marked T4 covers: T1/T2/T3/T4 classes.

Equipment marked T6 can be used in all temperature classes.

Temperature Classes	Max Surface Temperature	Ignition Temperature range of mixture
T1	450°C	> 450°C
T2	300°C	>300 to 450°C
T3	200°C	>200 to 300°C
T4	135°C	>135 to 200°C
T5	100°C	>100 to 135°C
T6	85°C	>85 to 100°C

## SPARK RESISTANT

Our Spark Resistant Air Chain Hoists are widely used in a.o. the On and Off-shore, (petro) chemical industry, paint spraying, chemical production and -storage, pharmaceutical industry and tank-cleaning.



# EXPLOSIVE ATMOSPHERES



## CLASSIFICATION OF COMBUSTIBLE GASES, VAPOURS AND MISTS

### EXPLOSION GROUPS AND TEMPERATURE CLASSES OF A SELECTION OF GASES AND VAPOURS

EX GROUP	TEMPERATURE CLASSES					
	T1	T2	T3	T4	T5	T6
	Ignition temperature range of the mixture					
	> 450°C	> 300 ≤ 450°C	> 200 ≤ 300°C	> 135 ≤ 200°C	> 100 ≤ 135°C	> 85 ≤ 100°C
	Permissible max, surface temperature of the equipment					
	450°C	300°C	200°C	135°C	100°C	85°C
IIA	Acetone Ammonium Benzene (pure) Acetic Acid Ethane Ethyl Acetate Ethyl Chloride Carbon Monoxide Methane Methanol Methyl Chloride Napthalene Phenol Propane Toluene	Ethanol i-Amyl Acetate n-Butane n-Butanol Cyclohexan Acetic Anhydride	Petrol (general) Diesel fuels Aircraft fuels Fuel oil DIN 51603 n-Hexane Heptane Kerosene	Acetaldehyde		
IIB	City Gas	Ethylene Ethylene Oxide	Ethylene Glycol Hydrogen	Ethyl Ether		
IIC	Hydrogen	Acetylene				Carbon Disulphide

## ATEX MARKING

Gas	CE	Ex	II	2G	Ex hv	IIB	T4	Gb
Dust	CE	Ex	II	2D	Ex h	IIIB	135°C	Db
	CE - MARK permitted by the European Committee for the technical Standardisation	IDENTIFICATION for protection against explosions	EQUIPMENT GROUP I - Mining application II - Non-mining application	EQUIPMENT CATEGORY & EXPLOSIVE ATMOSPHERE M 1 M 2 1 D 2 D 3 D 1 G 2 G 3 G	PROTECTION TYPE  Ex h covers types c = construction safety  b = control of ignition sources  k = liquid immersion	GAS GROUP  IIA - propane IIB - ethylene IIC - hydrogen  Dust Group IIIA - combustible filings  IIIB - nonconductive dust  IIIC - conductive dust	TEMPERATURE CLASS TEMPERATURE LIMIT  GAS DUST T1 - max. 450°C T2 - max. 300°C T3 - max. 200°C T4 - max. 135°C T5 - max. 100°C T6 - max. 85°C	EQUIPMENT PROTECTION LEVEL  GAS Ga Gb Gc  DUST Db Dc  MINING Ma Mb



# STANDARD AIR CHAIN HOISTS





# STANDARD AIR CHAIN HOISTS

Red Rooster specializes in the sale, rental and repair of air powered hoists and trolleys. Our pneumatic hoists with safe working loads range from 125 kg to 100 tonne and are conform to the EC Machinery Directive and the European Standard for hoists EN 14492-2. All of our hoist parts are manufactured in Japan and Europe, controlled under the ISO 9001:2008 quality control system.

Our lifting equipment can be used in industries such as the (offshore) oil and gas industry, assembly lines, power plants, refineries, chemical plants, mechanical engineering, shipyards, foundries, oil storage and many others.


Some of the Red Rooster air chain hoists can be executed as a version that doesn't need additional lubrication in the compressed air. In that case, the article number of the hoist bears additional characters "LF" for Lubrication Free. This feature can be found in the air chain hoists of the TCS and TMH series. Please keep in mind that the use of a proper compressed air preparation unit that includes a good filter and a pressure regulator is a prerequisite for long-term use of the compressed air hoists.





# STANDARD AIR CHAIN HOISTS

## Overview



MATERIAL HANDLING

MINI CHAIN HOISTS

HIGH SPEED HOISTS

HEAVY DUTY HOISTS

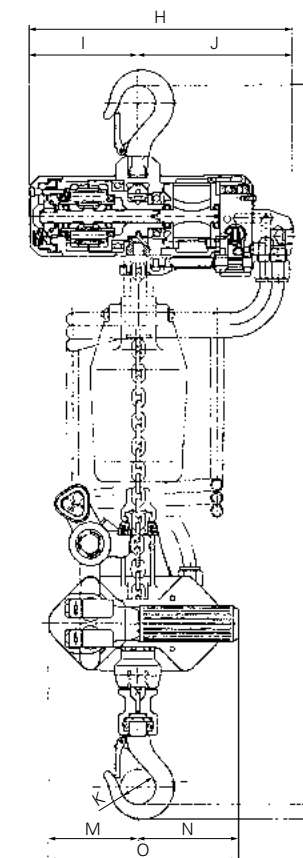
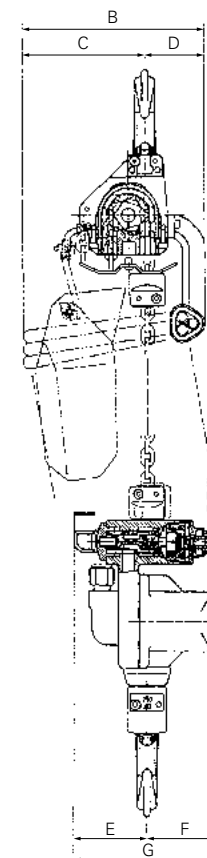
# MATERIAL HANDLING

## TCR Serie (250 kg)

Red Rooster Compact Hoists are suitable for "Material-Handling". The pendant control is direct on the lower hook so the operator can control and position the load easy and direct. The perfect solution for horizontal movements is the combination with a push trolley.



TCR-250ME



### STANDARD FEATURES

- Pendant control direct on the lower hook
- Optimum load control, very precise positioning
- One-hand control
- Soft start and stop, no shock movements
- Handle can be positioned for left-hand or right-hand operation
- Mechanical endstop system

**RECOMMENDED SMC AIR TREATMENT UNIT**  
AC30-F03DM-8-B

Model	TCR-250ME	
WLL	250 kg	
Lifting speed with load	8 m/min.	
Lifting speed w/o load	19 m/min.	
Air consumption lifting	11,7 l/sec	
Air connection	PT 3/8"	
Min hose diam.	1/2" hose	
Air pressure	0,4-0,63 MPa	
Weight incl. 3 m lift	11 kg	
Total lift	3 mtr	
Chain size mm	4,0 x 12,0 RTS	
Chain falls	1	

Type	A	B	C	D	E	F	G	H	I	J	K	L	M	N	O
TCR-250ME	837	184	123	61	74	78	152	286	112	174	36	15	92	102	194

All measurements are in mm / Information subject to change without notice



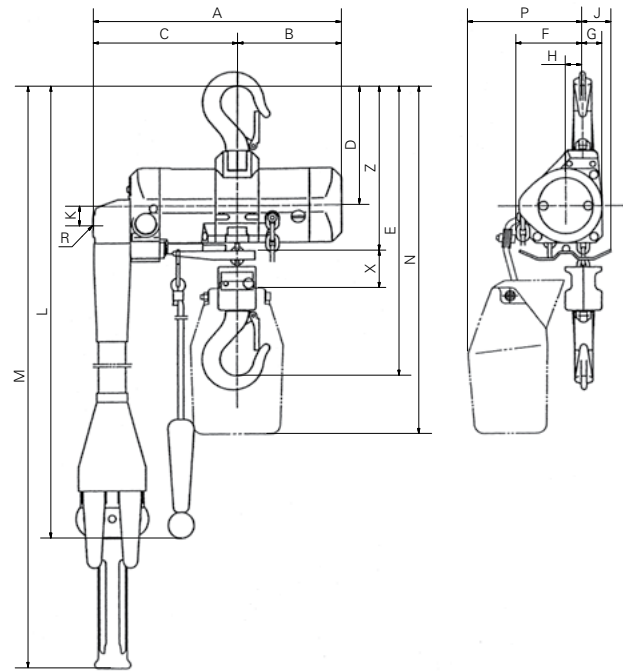
# MINI CHAIN HOISTS

## TCR Serie (125 kg)

Besides industrial use Red Rooster Mini Air Chain Hoists are very suitable for "Material Handling". Due to the low weight these hoists are also very suitable for service applications. For use in tank cleaning installations we recommend stainless steel chain.



TCR-125



### STANDARD FEATURES

- Low weight and therefore very mobile, easy mounting
- Optimum load control, very precise positioning
- Very compact design
- Robust aluminum housing
- Cord or pendant control
- Low noise level (83 dBA)
- Mechanical endstop system

### RECOMMENDED SMC AIR TREATMENT UNIT:

AC30-F03DM-8-B

Model*	TCR-125C	TCR-125DPE
WLL	125 kg	125 kg
Lifting speed with load	14 m/min.	12,8 m/min.
Lifting speed w/o load	19 m/min.	17,2 m/min.
Lowering speed with load	16 m/min.	13 m/min.
Air consumption lifting	11,7 l/sec	11,7 l/sec
Air consumption lowering	15 l/sec	15 l/sec
Air connection	PT 3/8"	PT 3/8"
Minimum hose diam	1/2"	1/2"
Air pressure	0,4-0,63 MPa	0,4-0,63 MPa
Weight with 3m hol	7 kg	8,6 kg
Additional metre hol	0,35 kg	0,35 kg
Chain falls	1 (4 x 12 mm)	1 (4 x 12 mm)

\*C = Cord control / DPE = Direct Pendant

Type	A	B	C	D	E	F	G	H	J	K	L	M	N	P	R	X	Z
TCR-125C	249	112	137	130	310	71	21	19	33	-	1.660	-	375	124	P/T 3/8	40	170
TCR-125DPE	286	112	174	130	310	71	21	19	33	21	-	2310	375	124	P/T 3/8	40	170

All measurements are in mm / Information subject to change without notice



ATEX MARKING

### STANDARD ATEX:

GAS II 3G Ex h IIA T4 Gc

DUST II 3D Ex h IIIA 135°C Dc

### OPTIONAL ATEX:

GAS II 2G Ex h IIB T4 Gb

DUST II 2D Ex h IIIB 135°C Db

GAS II 2G Ex h IIC T4 Gb

DUST II 2D Ex h IIIC 135°C Db

### PENDANT CONTROL



### CORD CONTROL



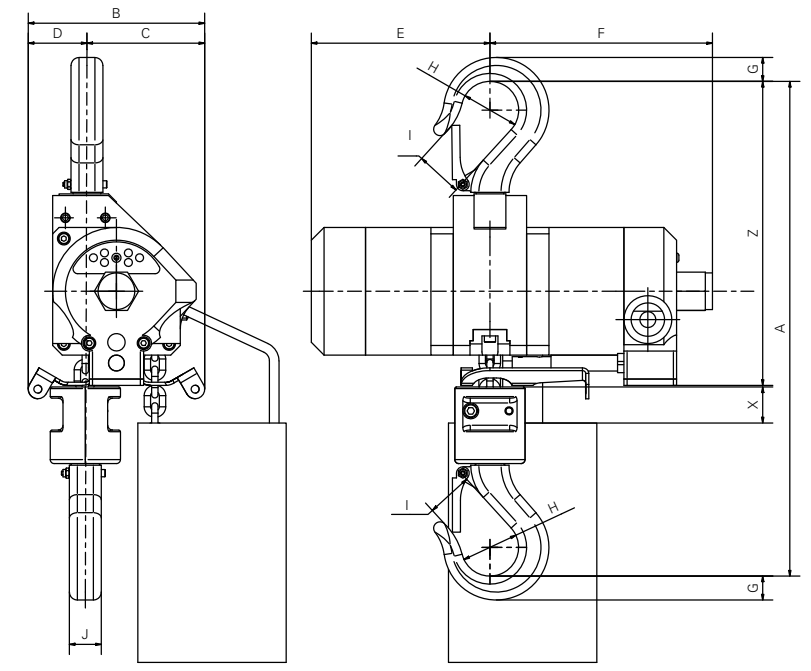
# MINI CHAIN HOISTS

## TCR Serie (250 & 500 kg)

Besides industrial use Red Rooster Mini Air Chain Hoists are very suitable for "Material Handling". Due to the low weight these hoists are also very suitable for service applications. For use in tank cleaning installations we recommend stainless steel chain.



TCR-500



### STANDARD FEATURES

- Low weight and therefore very mobile, easy mounting
- Optimum load control, very precise positioning
- Very compact design
- Robust aluminum housing
- Cord or pendant control
- Low noise level (83 dBA)
- Mechanical endstop system

### RECOMMENDED SMC AIR TREATMENT UNIT:

AC30-F03DM-8-B

Model*	TCR-250C	TCR-250DPE	TCR-500C2   TCR-500DP2
WLL	250 kg	250 kg	500 kg
Lifting speed with load	9,3 m/min.	8,1 m/min.	4,6 m/min.
Lifting speed w/o load	19 m/min.	17,2 m/min.	9,5 m/min.
Lowering speed with load	17,9 m/min.	13 m/min.	9 m/min.
Air consumption lifting	11,7 l/sec	11,7 l/sec	11,7 l/sec
Air consumption lowering	15 l/sec	15 l/sec	15 l/sec
Air connection	PT 3/8"	PT 3/8"	PT 3/8"
Minimum hose diam	1/2"	1/2"	1/2"
Air pressure	0,4-0,63 MPa	0,4-0,63 MPa	0,4-0,63 MPa
Weight with 3m hol	7 kg	7 kg	9 kg
Additional metre hol	0,35 kg	0,35 kg	0,7 kg
Chain falls	1 (4 x 12 mm)	1 (4 x 12 mm)	2 (4 x 12 mm)

\*C = Cord control / DPE = Direct Pendant

Type	A	B	C	D	E	F	G	H	I	J	X	Z
TCR-250C	310	111	74	37	112	140	15	ø35	22	20	40	170
TCR-250DPE	310	111	74	37	112	140	15	ø35	22	20	40	170
TCR-500C2   TCR-500DP2	360	118	83	35	112	140	15	ø36	22	20	40	180

All measurements are in mm / Information subject to change without notice



ATEX MARKING

### STANDARD ATEX:

GAS II 3G Ex h IIA T4 Gc

DUST II 3D Ex h IIIA 135°C Dc

### OPTIONAL ATEX:

GAS II 2G Ex h IIB T4 Gb

DUST II 2D Ex h IIIB 135°C Db

GAS II 2G Ex h IIC T4 Gb

DUST II 2D Ex h IIIC 135°C Db

### PENDANT CONTROL



### CORD CONTROL






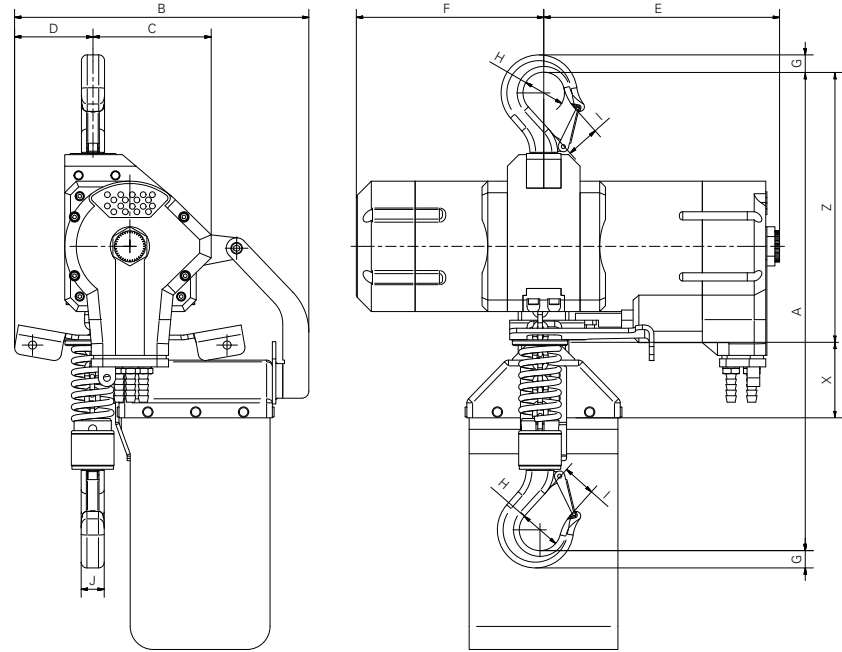
# HIGH SPEED HOISTS

TCS Serie (500 & 980 kg)

These Red Rooster Air Chain Hoists are especially developed for the “Material Handling Industry”. For example: mass production, product handling, etc. These hoists have a very high lifting and lowering speed, making them suitable for applications with long lifting heights.



TCS-500



**STANDARD FEATURES**

- Very high lifting and lowering speeds
- Lifting and lowering speed independant adjustment
- Optimum control of the load, very precise positioning
- Compact and light weight
- Exhaust hose easy to assemble
- Cord or pendant control
- Mechanical endstop system
- Low noise level (83 dBA)
- Robust aluminum housing
- Models with indication LF are Lubrication Free

**RECOMMENDED SMC AIR TREATMENT UNIT:**  
AC40-F04DM-8-B

Model*	TCS-500C / TCS-500PE	TCS-500LFC / TCS-500LFPE	TCS-980C2 / TCS-980P2E	TCS-980LFC2 / TCS-980LFPE
WLL	500 kg	500 kg	980 kg	980 kg
Lifting speed with load	17 m/min.	13 m/min.	8,5 m/min.	6,5 m/min.
Lifting speed w/o load	33 m/min.	24 m/min.	17 m/min.	12 m/min.
Lowering speed with load	34 m/min.	24 m/min.	17 m/min.	12 m/min.
Air consumption lifting	28 l/sec	26 l/sec	28 l/sec	26 l/sec
Air consumption lowering	33 l/sec	30 l/sec	33 l/sec	30 l/sec
Air connection	PT 1/2"	PT 1/2"	PT 1/2"	PT 1/2"
Minimum hose diam	1/2"	1/2"	1/2"	1/2"
Air pressure	0,4-0,63 MPa	0,4-0,63 MPa	0,4-0,63 MPa	0,4-0,63 MPa
Weight with 3m hol	19 kg	19 kg	24 kg	19 kg
Additional metre hol	0,8 kg	0,8 kg	1,6 kg	1,6 kg
Chain falls	1 (6,3 x 19,1 mm)	1 (6,3 x 19,1 mm)	2 (6,3 x 19,1 mm)	2 (6,3 x 19,1 mm)

\*C = Cord control / PE = Pendant control

Type	A	B	C	D	E	F	G	H	I	J	X	Z
TCS-500	415	255	132	68	205	163	15	ø35	22	22	40	210
TCS-980	510	205	123	37	163	205	30	ø40	29	25	40	225

All measurements are in mm / Information subject to change without notice

<p><b>ATEX MARKING</b></p>	<b>STANDARD ATEX:</b>	<b>OPTIONAL ATEX:</b>	<b>PENDANT CONTROL</b>	<b>CORD CONTROL</b>	
	<b>GAS</b> II 3G Ex h IIA T4 Gc	<b>GAS</b> II 2G Ex h IIB T4 Gb	<b>GAS</b> II 2G Ex h IIC T4 Gb		
	<b>DUST</b> II 3D Ex h IIIA 135°C Dc	<b>DUST</b> II 2D Ex h IIIB 135°C Db	<b>DUST</b> II 2D Ex h IIIC 135°C Db		

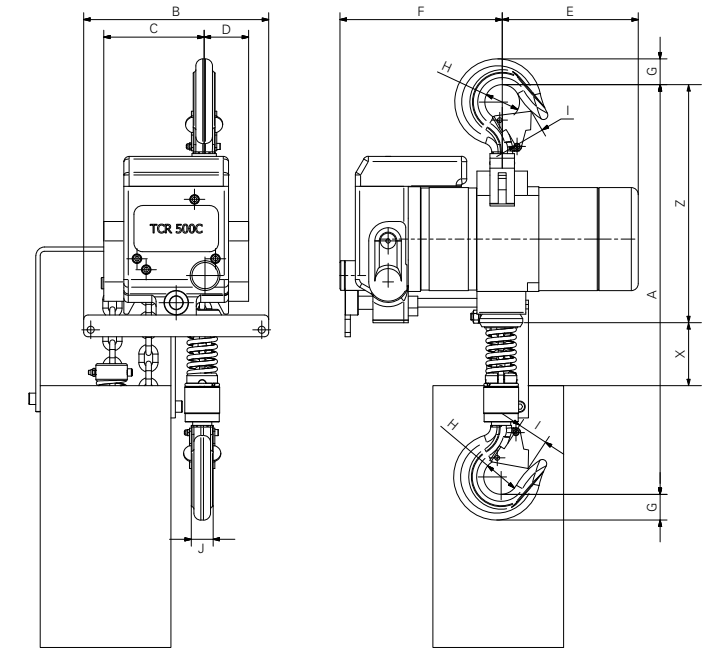
# HEAVY DUTY HOISTS

TCR Serie (250, 500 & 1.000 kg)

These Red Rooster Air Chain Hoists are especially developed with a robust cast steel body for heavy industrial use. The valve block is the same for the TCR-600250 - TCR-2000/2, which means: less spare parts required. Standard with load limiter (except TCR-600250).



TCR-500



**STANDARD FEATURES**

- Optimum control of the load, very precise positioning
- Compact design
- Mechanical endstop system
- Load limiter built-in without loss of headroom
- Cord or pendant control
- Low noise level (83 dBA)
- Air pressure 0,4 - 0,63 MPa

**RECOMMENDED SMC AIR TREATMENT UNIT**  
AC40-F04DM-8-B

Model*	TCR-600250C   TCR-600250PE	TCR-500C   TCR-500PE	TCR-1000C2   TCR-1000P2E
WLL	250 kg	500 kg	1.000 kg
Lifting speed with load	13 m/min.	10,5 m/min.	5,3 m/min.
Lifting speed w/o load	20,5 m/min.	16 m/min.	9,5 m/min.
Lowering speed with load	15 m/min.	17,9 m/min.	9 m/min.
Air consumption lifting	25 l/sec	25 l/sec	25 l/sec
Air consumption lowering	27 l/sec	27 l/sec	27 l/sec
Air connection	PT 1/2"	PT 1/2"	PT 1/2"
Minimum hose diam	1/2"	1/2"	1/2"
Air pressure	0,4-0,63 MPa	0,4-0,63 MPa	0,4-0,63 MPa
Weight with 3m hol	31,1 kg	31,1 kg	35,2 kg
Additional metre hol	0,8 kg	0,8 kg	1,6 kg
Chain falls	1 (6,3 x 19,1 mm)	1 (6,3 x 19,1 mm)	2 (6,3 x 19,1 mm)

\*C = Cord control / PE = Pendant control

Type	A	B	C	D	E	F	G	H	I	J	X	Z
TCR-600250	460	212	115	51	156	186	29	ø40	29	29	100	250
TCR-500	460	212	115	51	156	186	29	ø40	29	25	100	250
TCR-1000/2	519	212	162	50	156	186	29	ø40	29	25	100	250

All measurements are in mm / Information subject to change without notice


<p><b>ATEX MARKING</b></p>	<b>STANDARD ATEX:</b>	<b>OPTIONAL ATEX:</b>	<b>PENDANT CONTROL</b>	<b>CORD CONTROL</b>	
	<b>GAS</b> II 3G Ex h IIA T4 Gc	<b>GAS</b> II 2G Ex h IIB T4 Gb	<b>GAS</b> II 2G Ex h IIC T4 Gb		
	<b>DUST</b> II 3D Ex h IIIA 135°C Dc	<b>DUST</b> II 2D Ex h IIIB 135°C Db	<b>DUST</b> II 2D Ex h IIIC 135°C Db		



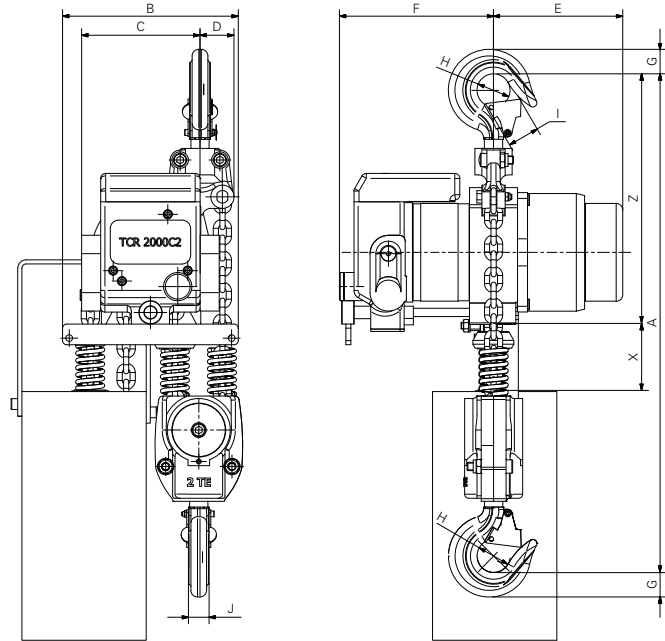
# HEAVY DUTY HOISTS

TCR Serie (1.000 & 2.000 kg)

These Red Rooster Air Chain Hoists are especially developed with a robust cast steel body for heavy industrial use. The valve block is the same for the TCR-600250 - TCR-2000/2, which means: less spare parts required. Standard with load limiter.



TCR-1000



**STANDARD FEATURES**

- Optimum control of the load, very precise positioning
- Compact design
- Mechanical endstop system
- Load limiter built-in without loss of headroom
- Cord or pendant control
- Low noise level (83 dBA)
- Air pressure 0,4 - 0,63 MPa

**RECOMMENDED SMC AIR TREATMENT UNIT**  
AC60-F10DM-8-B

Model*	TCR-1000C   TCR-1000PE	TCR-2000C2   TCR-2000P2E
WLL	1.000 kg	2.000 kg
Lifting speed with load	6 m/min.	3 m/min.
Lifting speed w/o load	11,3 m/min.	5,7 m/min.
Lowering speed with load	10,3 m/min.	5,2 m/min.
Air consumption lifting	25 l/sec	25 l/sec
Air consumption lowering	28 l/sec	30 l/sec
Air connection	PT 1/2"	PT 1/2"
Minimum hose diam	1/2"	1/2"
Air pressure	0,4-0,63 MPa	0,4-0,63 MPa
Weight with 3m hol	34 kg	39,7 kg
Additional metre hol	1,1 kg	2,2 kg
Chain falls	1 (7,1 x 21 mm)	2 (7,1 x 21 mm)

\*C = Cord control / PE = Pendant control

Model	A	B	C	D	E	F	G	H	I	J	X	Z
TCR-1000	485	212	139	73	156	186	29	ø40	29	25	100	250
TCR-2000	595	212	166	46	156	186	37	ø45	29	30	100	280

All measurements are in mm / Information subject to change without notice.

<p><b>ATEX MARKING</b></p>	<b>STANDARD ATEX:</b>	<b>OPTIONAL ATEX:</b>	<b>PENDANT CONTROL</b>	<b>CORD CONTROL</b>	
	<b>GAS</b> II 3G Ex h IIA T4 Gc	<b>GAS</b> II 2G Ex h IIB T4 Gb	<b>GAS</b> II 2G Ex h IIC T4 Gb		
	<b>DUST</b> II 3D Ex h IIIA 135°C Dc	<b>DUST</b> II 2D Ex h IIIB 135°C Db	<b>DUST</b> II 2D Ex h IIIC 135°C Db		

# HEAVY DUTY HOISTS

TMH Serie (3.000 & 6.000 kg)

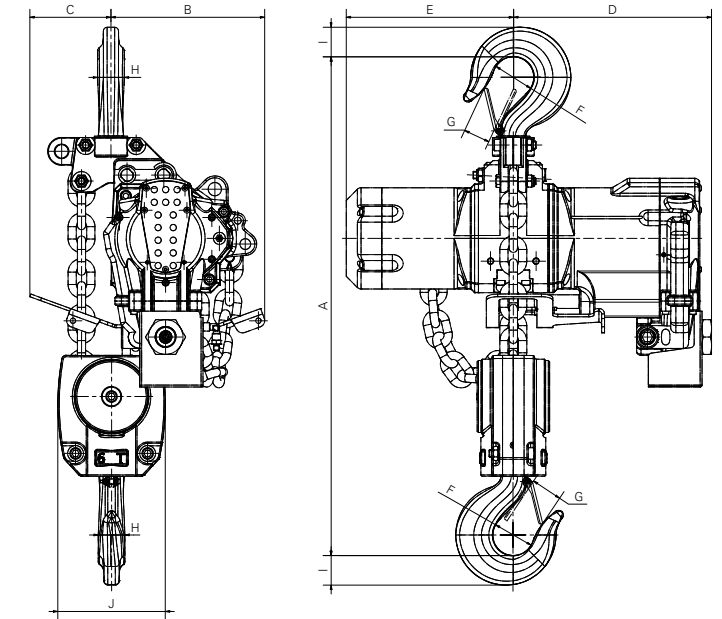
The Red Rooster TMH series air chain hoists have the highest lifting speed with the lowest headroom on the hoist market. With M4 classification of mechanism this hoist is extremely reliable. This hoist will guarantee the continuity of your process. The TMH hoists are designed with a full load supporting eye for installation, securing (during lift applications) the hoist for extra safety.



TMH-3000



TMH-6000



**STANDARD FEATURES**

- Optimum control of the load, very precise positioning
- Mechanical end stop system
- Load limiter built-in without loss of headroom
- Cord or pendant control
- Low noise level (83 dBA)
- Air pressure 0,4 - 0,63 MPa
- Models with indication LF are Lubrication Free

**RECOMMENDED SMC AIR TREATMENT UNIT**  
AC60-F10DM-8-B

Model*	TMH-3000C   TMH-3000PE	TMH-3000LFC   TMH-3000LFPE	TMH-6000C2   TMH-6000P2E	TMH-6000LFC2   TMH-6000LFP2E
WLL	3.000 kg	3.000 kg	6.000 kg	6.000 kg
Lifting speed with load	5,4 m/min.	3,1 m/min.	2,7 m/min.	1,6 m/min.
Lifting speed w/o load	10,8 m/min.	6,4 m/min.	5,4 m/min.	3,2 m/min.
Lowering speed with load	10,2 m/min.	2,8 m/min.	5,1 m/min.	2,8 m/min.
Air consumption lifting	56 l/sec	56 l/sec	56 l/sec	56 l/sec
Air consumption lowering	68 l/sec	68 l/sec	68 l/sec	68 l/sec
Air connection	PT 1"	PT 1"	PT 1"	PT 1"
Minimum hose diam	3/4"	3/4"	3/4"	3/4"
Air pressure	0,4-0,63 MPa	0,4-0,63 MPa	0,4-0,63 MPa	0,4-0,63 MPa
Weight with 3m hol	99 kg	99 kg	124 kg	124 kg
Additional metre hol	3,8 kg	3,8 kg	7,6 kg	7,6 kg
Chain falls	1 (13 x 36 mm)	1 (13 x 36 mm)	2 (13 x 36 mm)	2 (13 x 36 mm)

\*C = Cord control / PE = Pendant control

Type	A	B	C	D	E	F	G	H	I	J
TMH-3000	537	190	125	265	315	ø50	34	35	45	/
TMH-6000	737	245	130	265	315	ø65	42	42	49	170

All measurements are in mm / Information subject to change without notice.

<p><b>ATEX MARKING</b></p>	<b>STANDARD ATEX:</b>	<b>OPTIONAL ATEX:</b>	<b>PENDANT CONTROL</b>	<b>CORD CONTROL</b>	
	<b>GAS</b> II 3G Ex h IIA T4 Gc	<b>GAS</b> II 2G Ex h IIB T4 Gb	<b>GAS</b> II 2G Ex h IIC T4 Gb		
	<b>DUST</b> II 3D Ex h IIIA 135°C Dc	<b>DUST</b> II 2D Ex h IIIB 135°C Db	<b>DUST</b> II 2D Ex h IIIC 135°C Db		



# HEAVY DUTY HOISTS

TMH Serie (9.000, 12.000 & 15.000 kg)


The Red Rooster TMH series air chain hoists have the highest lifting speed with the lowest headroom on the hoist market. With M4 classification of mechanism this hoist is extremely reliable. This hoist will guarantee the continuity of your process.



TMH-9000/3



TMH-12000/4



TMH-15000/5

Model*	TMH-9000C3	TMH-12000C4	TMH-15000C5
WLL	9.000 kg	12.000 kg	15.000 kg
Lifting speed with load	1,8 m/min.	1,35 m/min.	1,08 m/min.
Lifting speed w/o load	3,6 m/min.	2,7 m/min.	2,16 m/min.
Lowering speed with load	3,4 m/min.	2,55 m/min.	2,04 m/min.
Air consumption lifting	58,3 l/sec	58,3 l/sec	58,3 l/sec
Air consumption lowering	70 l/sec	70 l/sec	70 l/sec
Air connection	PT 1"	PT 1"	PT 1"
Minimum hose diam	3/4"	3/4"	3/4"
Air pressure	0,4-0,63 MPa	0,4-0,63 MPa	0,4-0,63 MPa
Weight with 3m hol	170	210	280
Additional metre hol	11,4 kg	15,2 kg	19 kg
Chain falls	3 (13 x 36 mm)	4 (13 x 36 mm)	5 (13 x 36 mm)

Model*	TMH-9000LFC3	TMH-12000LFC4	TMH-15000LFC5
WLL	9.000 kg	12.000 kg	15.000 kg
Lifting speed with load	1 m/min.	0,8 m/min.	0,6 m/min.
Lifting speed w/o load	2,1 m/min.	1,6 m/min.	1,3 m/min.
Lowering speed with load	1,9 m/min.	1,4 m/min.	1,1 m/min.
Air consumption lifting	51 l/sec	51 l/sec	51 l/sec
Air consumption lowering	61 l/sec	61 l/sec	61 l/sec
Air connection	PT 1"	PT 1"	PT 1"
Minimum hose diam	3/4"	3/4"	3/4"
Air pressure	0,4-0,63 MPa	0,4-0,63 MPa	0,4-0,63 MPa
Weight with 3m hol	170	210	280
Additional metre hol	11,4 kg	15,2 kg	19 kg
Chain falls	3 (13 x 36 mm)	4 (13 x 36 mm)	5 (13 x 36 mm)

\*C = Cord control / PE = Pendant control



ATEX MARKING

#### STANDARD ATEX:

**GAS**  
II 3G Ex h IIA T4 Gc  
**DUST**  
II 3D Ex h IIIA 135°C Dc

#### OPTIONAL ATEX:

**GAS**  
II 2G Ex h IIB T4 Gb  
**DUST**  
II 2D Ex h IIIB 135°C Db

**GAS**  
II 2G Ex h IIC T4 Gb  
**DUST**  
II 2D Ex h IIIC 135°C Db

#### PENDANT CONTROL



#### CORD CONTROL



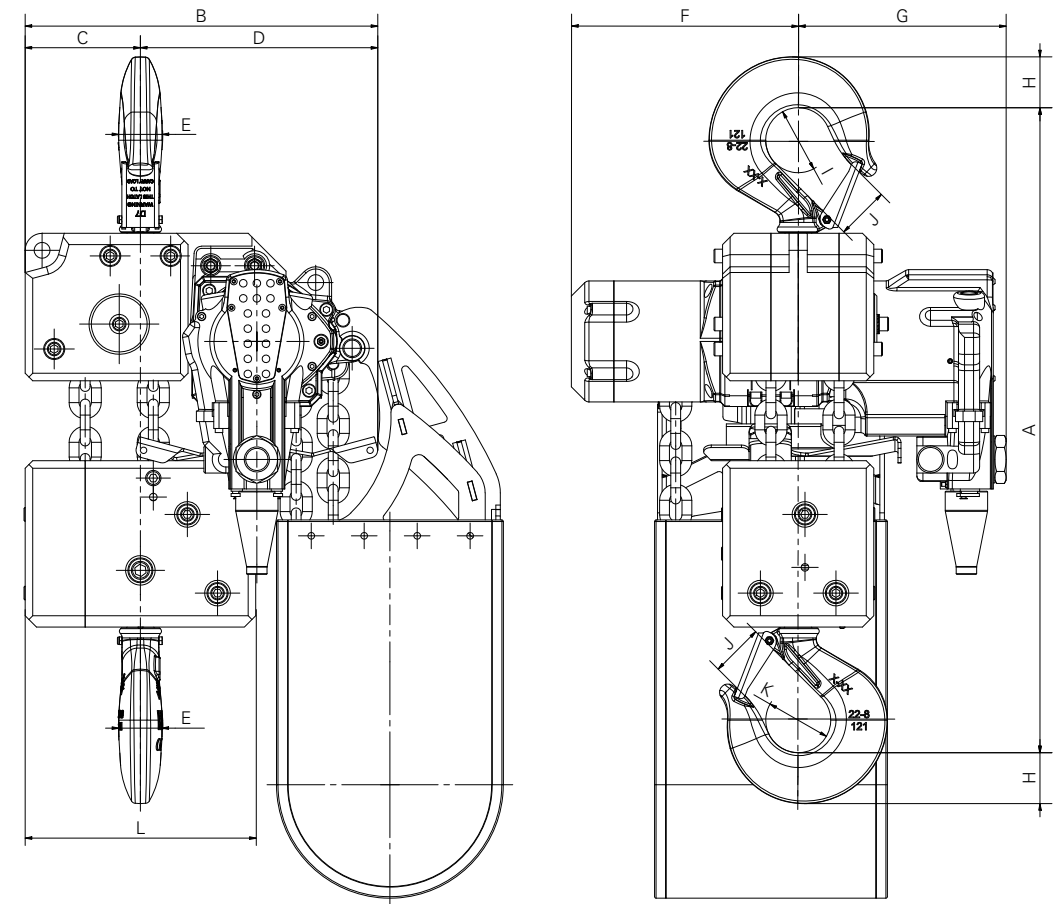
# HEAVY DUTY HOISTS

TMH Serie (9.000, 12.000 & 15.000 kg)

#### STANDARD FEATURES

- Optimum control of the load, very precise positioning
- Mechanical end stop system
- Load limiter built-in without loss of headroom
- Cord or pendant control
- Low noise level (83 dBA)
- Air pressure 0,4 - 0,63 MPa
- Models with indication LF are Lubrication Free

#### RECOMMENDED SMC AIR TREATMENT UNIT AC60-F10DM-8-B



Type	A	B	C	D	E	F	G	H	I	J	K	L
TMH-9000/3	800	455	160	295	43	265	310	60	ø75	53	ø75	270
TMH-12000/4	856	398,5	149,5	249	52	309	266	67	ø84	58	ø84	/
TMH-15000/5	855	466	152,5	313,5	52	300	275	67	ø84	58	ø75	/

All measurements are in mm / Information subject to change without notice



# HEAVY DUTY HOISTS

TMH Serie (10.000, 15.000 & 20.000 kg)

The Red Rooster TMH series air chain hoists have the highest lifting speed with the lowest headroom on the hoist market. With M4 classification of mechanism this hoist is extremely reliable. This hoist will guarantee the continuity of your process.



TMH-10/2

## STANDARD FEATURES

- Optimum control of the load, very precise positioning
- Mechanical end stop system
- Load limiter built-in without loss of headroom
- Cord or pendant control
- Low noise level (83 dBA)
- Air pressure 0,4 - 0,63 MPa (4-6,3 bar)

## RECOMMENDED SMC AIR TREATMENT UNIT

AC60-F10DM-8-B

Model*	TMH-10C2   TMH-10P2E	TMH-15C3   TMH-15P3E	TMH-20C4   TMH-20P4E
WLL	10.000 kg	15.000 kg	20.000 kg
Lifting speed with load	1,6 m/min.	1,05 m/min.	0,8 m/min.
Lifting speed w/o load	3,3 m/min.	2,2 m/min.	1,6 m/min.
Lowering speed with load	3,2 m/min.	2,1 m/min.	1,6 m/min.
Air consumption lifting	58,3 l/sec	58,3 l/sec	58,3 l/sec
Air consumption lowering	71,7 l/sec	71,7 l/sec	71,7 l/sec
Air connection	PT 1"	PT 1"	PT 1"
Minimum hose diam	1"	1"	1"
Air pressure	0,4-0,63 MPa	0,4-0,63 MPa	0,4-0,63 MPa
Weight with 3m hol	206	316	466
Additional metre hol	11,4	17,1	22,8
Chain falls	2 (16 x 45 mm)	3 (16 x 45 mm)	4 (16 x 45 mm)

\*C = Cord control / PE = Pendant control



ATEX MARKING

### STANDARD ATEX:

**GAS**  
II 3G Ex h IIA T4 Gc  
**DUST**  
II 3D Ex h IIIA 135°C Dc

### OPTIONAL ATEX:

**GAS**  
II 2G Ex h IIB T4 Gb  
**DUST**  
II 2D Ex h IIIB 135°C Db

**GAS**  
II 2G Ex h IIC T4 Gb  
**DUST**  
II 2D Ex h IIIC 135°C Db

### PENDANT CONTROL

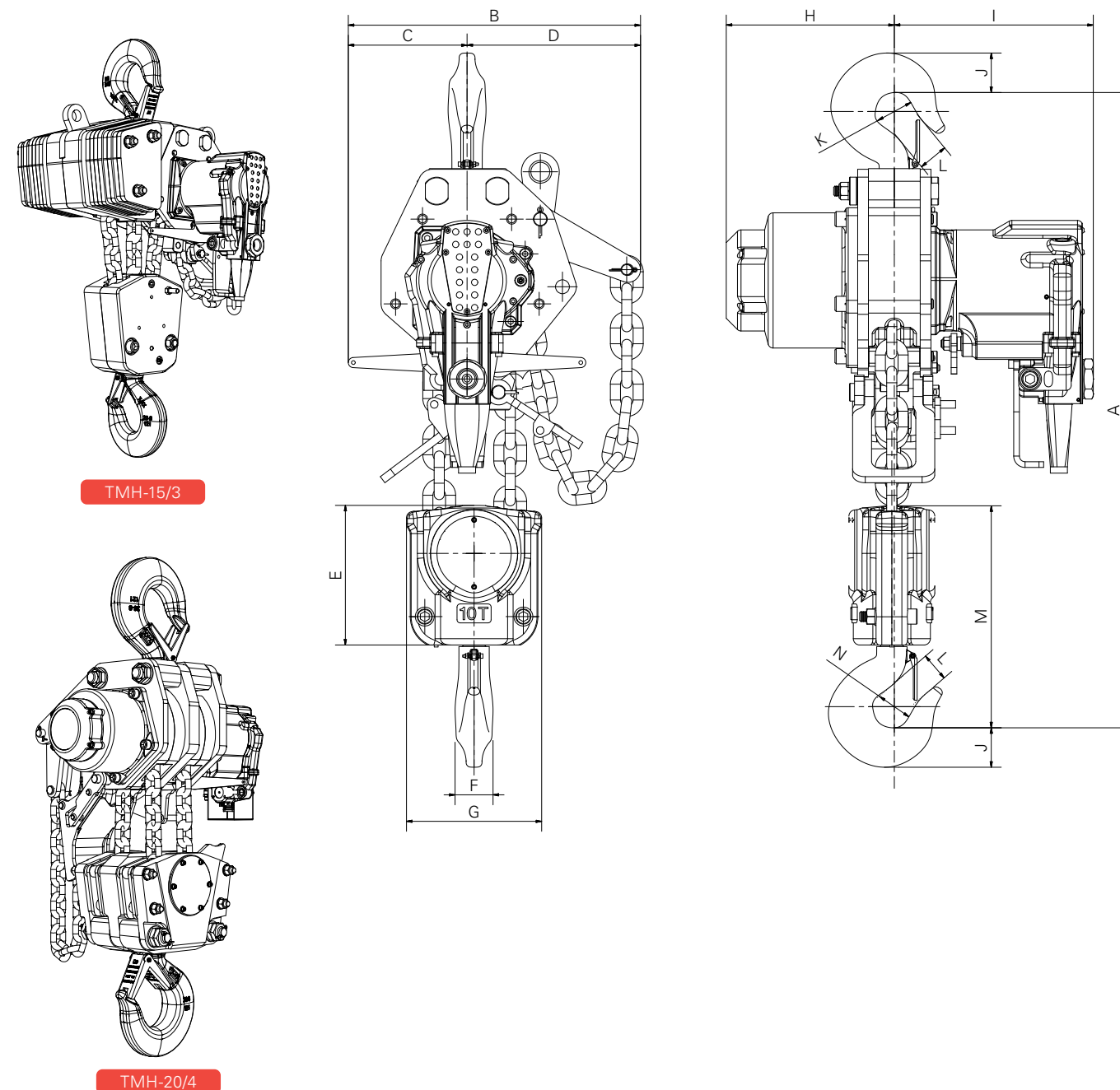


### CORD CONTROL



# HEAVY DUTY HOISTS

TMH Serie (10.000, 15.000 & 20.000 kg)



TMH-15/3

TMH-20/4

Type	A	B	C	D	E	F	G	H	I	J	K	L	M	N
TMH-10/2	860	463	188	275	221	60	214	266	315	65	ø60	45	351	ø61
TMH-15/3	880	695	635	255	270	52	250	266	315	67	ø84	58	436	ø84
TMH-20/4	1028	500	150	350	/	64	315	326	387	80	ø110	78	475	ø110

All measurements are in mm / Information subject to change without notice

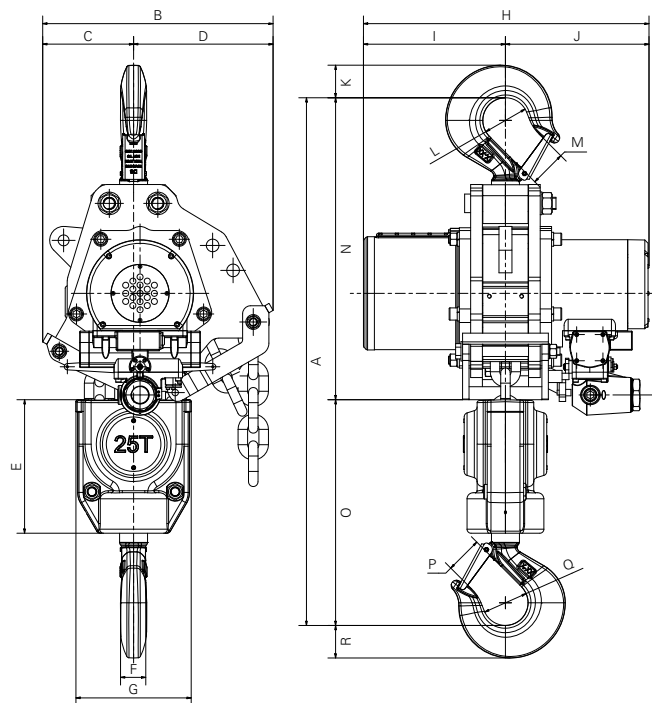
# HEAVY DUTY HOISTS

TMH Serie (25.000 & 30.000 kg)

The Red Rooster TMH series air chain hoists have the highest lifting speed with the lowest headroom on the hoist market. With classification of mechanism, M3 for the TMH-25 and M2 for the TMH-30, these hoists are extremely reliable. This hoist will guarantee the continuity of your process.



TMH-25/2 | TMH-30/2



**STANDARD FEATURES**

- Optimum control of the load, very precise positioning
- Mechanical end stop system
- Load limiter built-in without loss of headroom
- Cord or pendant control
- Low noise level (82 dBA)
- Air pressure 0,4 - 0,63 MPa (4-6,3 bar)

**RECOMMENDED SMC AIR TREATMENT UNIT**  
AC60-F10DM-8-B

Model*	TMH-25C2   TMH-25P2E	TMH-30C2   TMH-30P2E
WLL	25.000 kg	30.000 kg
Lifting speed with load	1,4 m/min.	1,0 m/min.
Lifting speed w/o load	2,7 m/min.	2,7 m/min.
Lowering speed with load	3 m/min.	2,7 m/min.
Air consumption lifting	108 l/sec	108 l/sec
Air consumption lowering	180 l/sec	166 l/sec
Air connection	PT 1½"	PT 1½"
Minimum hose diam	1½"	1½"
Air pressure	0,4-0,63 MPa	0,4-0,63 MPa
Weight with 3m hol	581 kg	581 kg
Additional metre hol	24,4 kg	24,4 kg
Chain falls	2 (23,5 x 66 mm)	2 (23,5 x 66 mm)

\*C = Cord control / PE = Pendant control

Type	A	B	C	D	E	F	G	H	I	J	K	L	M	N	O	P	Q	R
TMH-25/2	1290	566	223	343	330	82	285	708	352	356	90	ø100	71	732	558	71	100	90
TMH-30/2	1290	566	223	343	330	82	285	708	352	356	90	ø100	71	732	558	71	100	90

All measurements are in mm / Information subject to change without notice

**ATEX MARKING**

**STANDARD ATEX:**  
**GAS** II 3G Ex h IIA T4 Gc  
**DUST** II 3D Ex h IIIA 135°C Dc

**OPTIONAL ATEX:**  
**GAS** II 2G Ex h IIB T4 Gb  
**DUST** II 2D Ex h IIIB 135°C Db

**GAS** II 2G Ex h IIC T4 Gb  
**DUST** II 2D Ex h IIIC 135°C Db

**PENDANT CONTROL**

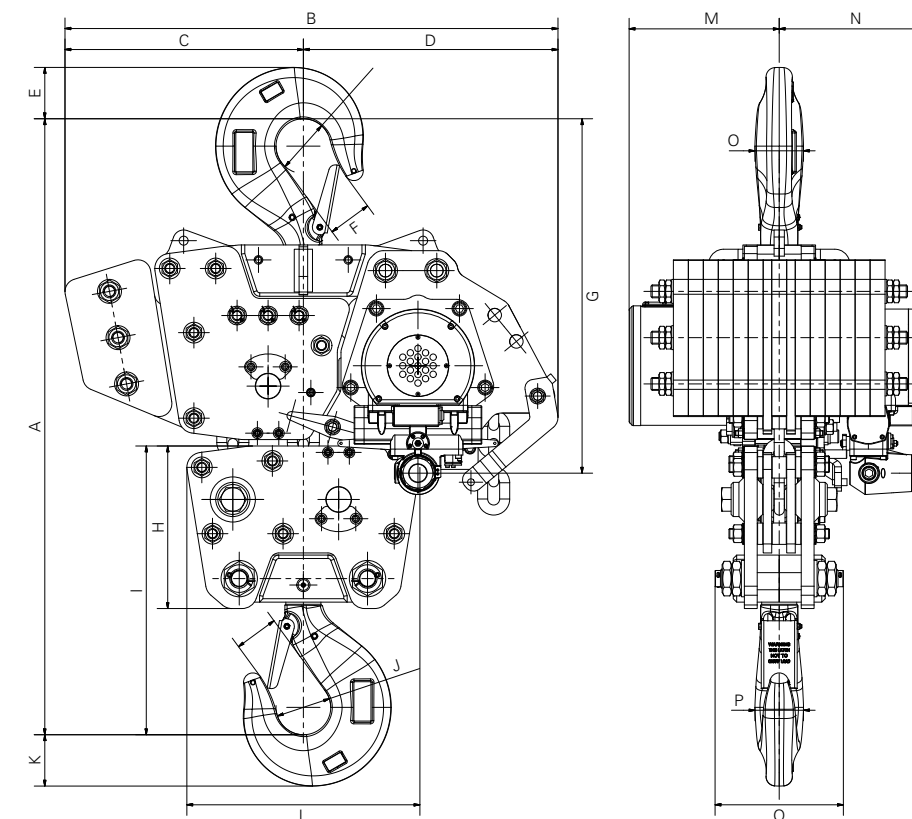
**CORD CONTROL**

# HEAVY DUTY HOISTS

TMH Serie (37.500 & 45.000 kg)



TMH-37,5/3 | TMH-45/3



**STANDARD FEATURES**

- Optimum control of the load, very precise positioning
- Mechanical end stop system
- Load limiter built-in without loss of headroom
- Cord or pendant control
- Low noise level (82 dBA)
- Air pressure 0,4 - 0,63 MPa (4-6,3 bar)

**RECOMMENDED SMC AIR TREATMENT UNIT**  
AC60-F10DM-8-B

Model*	TMH-37,5/C3   TMH-37,5/P3E	TMH-45/C3   TMH45/P3E
WLL	37.500 kg	45.000 kg
Lifting speed with load	0,9 m/min.	0,65 m/min.
Lifting speed w/o load	1,8 m/min.	1,8 m/min.
Lowering speed with load	2 m/min.	1,8 m/min.
Air consumption lifting	108 l/sec	108 l/sec
Air consumption lowering	180 l/sec	166 l/sec
Air connection	PT 1½"	PT 1½"
Minimum hose diam	1½"	1½"
Air pressure	0,4-0,63 MPa	0,4-0,63 MPa
Weight with 3m hol	1.300 kg	1.300 kg
Additional metre hol	36,6 kg	36,6 kg
Chain falls	3 (23,5 x 66 mm)	3 (23,5 x 66 mm)

\*C = Cord control / PE = Pendant control

Type	A	B	C	D	E	F	G	H	I	J	K	L	M	N	O	P	Q
TMH-37,5/3	1440	1150	557,5	592,5	118	90	830	380	675	ø125	118	545	352	356	112	112	300
TMH-45/3	1440	1150	557,5	592,5	118	90	830	380	675	ø125	118	545	352	356	112	112	300

All measurements are in mm / Information subject to change without notice

**ATEX MARKING**

**STANDARD ATEX:**  
**GAS** II 3G Ex h IIA T4 Gc  
**DUST** II 3D Ex h IIIA 135°C Dc

**OPTIONAL ATEX:**  
**GAS** II 2G Ex h IIB T4 Gb  
**DUST** II 2D Ex h IIIB 135°C Db

**GAS** II 2G Ex h IIC T4 Gb  
**DUST** II 2D Ex h IIIC 135°C Db

**PENDANT CONTROL**

**CORD CONTROL**



# HEAVY DUTY HOISTS

TMH Serie (50.000 & 60.000 kg)

The Red Rooster TMH series air chain hoists have the highest lifting speed with the lowest headroom on the hoist market. With classification of mechanism, M3 for the TMH-25 and M2 for the TMH-30, these hoists are extremely reliable. This hoist will guarantee the continuity of your process.



TMH-50/4 | TMH-60/4

Model*	TMH-50/C4   TMH-50/P4E	TMH-60/C4   TMH-60/P4E
WLL	50.000 kg	60.000 kg
Lifting speed with load	0,7 m/min.	0,5 m/min.
Lifting speed w/o load	1,3 m/min.	1,3 m/min.
Lowering speed with load	1,5 m/min.	1,3 m/min.
Air consumption lifting	108 l/sec	108 l/sec
Air consumption lowering	180 l/sec	167 l/sec
Air connection	PT 1½"	PT 1½"
Minimum hose diam	1½"	1½"
Air pressure	0,4-0,63 MPa	0,4-0,63 MPa
Weight with 3m hol	1.800 kg	*
Additional metre hol	48,8 kg	48,8 kg
Chain falls	4 (23,5 x 66 mm)	4 (23,5 x 66 mm)

\*C = Cord control / PE = Pendant control

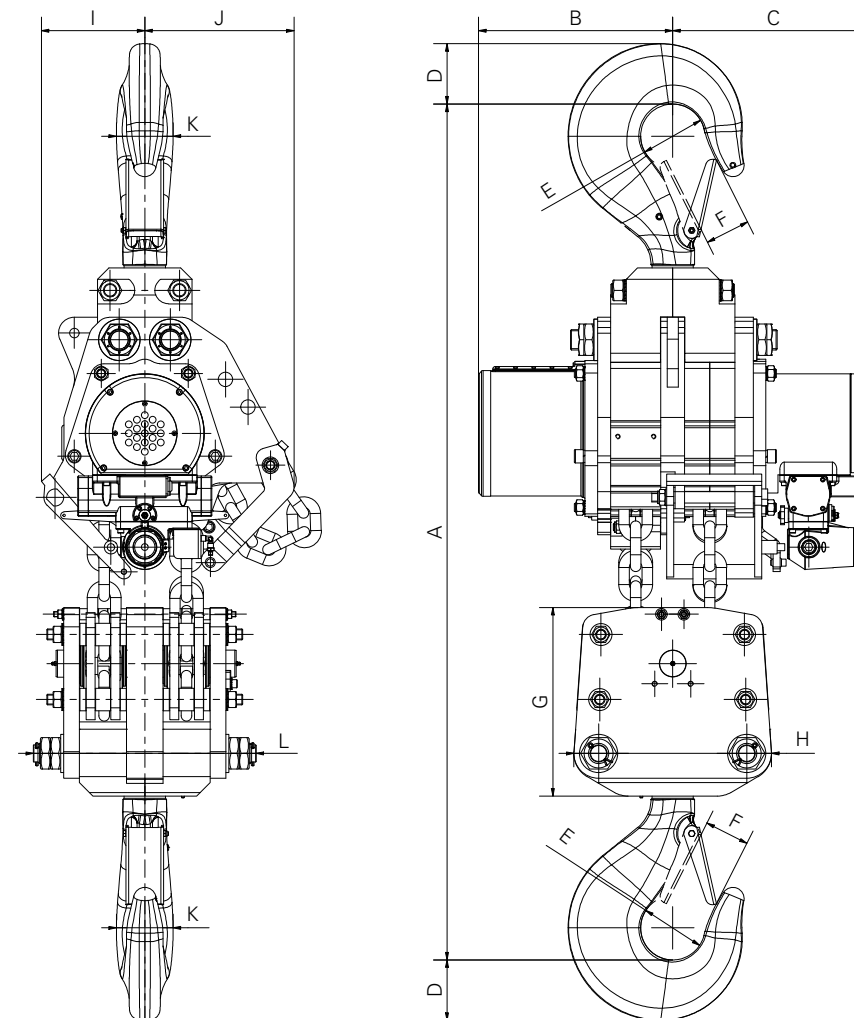
# HEAVY DUTY HOISTS

TMH Serie (50.000 & 60.000 kg)

## STANDARD FEATURES

- Optimum control of the load, very precise positioning
- Mechanical end stop system
- Load limiter built-in without loss of headroom
- Cord or pendant control
- Low noise level (82 dBA)
- Air pressure 0,4 - 0,63 MPa (4-6,3 bar)

## RECOMMENDED SMC AIR TREATMENT UNIT AC60-F10DM-8-B



Type	A	B	C	D	E	F	G	H	I	J	K	L
TMH-50/4	1790 min.	433	446	134	ø140	100	420	440	230	333	125	496
TMH-60/4	1790 min.	433	446	134	ø140	100	420	440	230	333	125	496

All measurements are in mm / Information subject to change without notice



ATEX MARKING

### STANDARD ATEX:

**GAS**  
II 3G Ex h IIA T4 Gc  
**DUST**  
II 3D Ex h IIIA 135°C Dc

### OPTIONAL ATEX:

**GAS**  
II 2G Ex h IIB T4 Gb  
**DUST**  
II 2D Ex h IIIB 135°C Db

**GAS**  
II 2G Ex h IIC T4 Gb  
**DUST**  
II 2D Ex h IIIC 135°C Db

### PENDANT CONTROL



### CORD CONTROL






# HOIST TROLLEY COMBINATIONS





# HOIST TROLLEY COMBINATIONS

## Overview



MINI & HIGH SPEED

HEAVY DUTY HOIST & TROLLEY

Page 46

Page 48

# HOIST TROLLEY COMBINATIONS

## *Heavy Duty Range of Hoists with High Efficiency Motor and Gearbox*

In this chapter you can find our complete range of air chain hoist trolley combinations ranging from 250 kg to 50 tonnes. Besides standard versions you can find our Big Bag handling, low headroom, ultra low headroom and articulated versions. In our own production facilities we can manufacture any kind of special design. When provided with your specifications and demands, we can make a customised quotation. Several hoists and trolleys are available in Lubrication Free versions.



# MINI & HIGH SPEED

TCR Serie (250, 500 & 980 kg)



TCR-250-AT2S  
TCR-500/2-AT2S



TCS-500-AT2S



TCS-980-AT2S

Hoist	TCR-250-AT2S	TCR-500/2-AT2S	TCS-500-AT2S TCS-500-AT2SLF	TCS-980/2-AT2S TCS-980/2-AT2SLF
WLL	250 kg	500 kg	500 kg	980 kg
Chain falls	1	2	1	2
Chain size	4 x 12	4 x 12	6,3 x 19,1	6,3 x 19,1
Lifting speed full load	9,3 m/min.	4,6 m/min.	17 m/min.	8,5 m/min.
LF - Lifting speed full load			13 m/min.	6,5 m/min.
Lifting speed w/o load	19 m/min.	9,5 m/min.	33 m/min.	16 m/min.
LF - Lifting speed w/o load			24 m/min.	12 m/min.
Air consumption	13 l/sec	13 l/sec	28 l/sec	28 l/sec
Air pressure	0,4-0,63 MPa	0,4-0,63 MPa	0,4-0,63 MPa	0,4-0,63 MPa
Air connection	PT 1/2"	PT 1/2"	PT 1/2"	PT 1/2"
Min. hose diameter	1/2"	1/2"	1/2"	1/2"
Weight 3 m hol & trolley	32 kg	34 kg	41 kg	45 kg
Additional metre hol	0,35 kg	0,7 kg	0,8 kg	1,6 kg

Trolley	AT2S
Flange: Range 1	55-140
Flange: Range 2	140-220
Flange: Range 3	220-300
Std. trolley temp range	-10 to +50°C
Opt. trolley temp range	-20 to +70°C
Std. travel speed	9 m/min.
ATEX travel speed	6 m/min.
Opt. travel speed	14 m/min.
Wheel material	Steel
ATEX wheel material	Bronze
Min. bend radius (m)	1,5
Number of wheels	4
Driven wheels	2
Max. air consumption	25 l/sec
Hose ID trolley	1/2"



ATEX MARKING

**STANDARD ATEX:**

**GAS**  
II 3G Ex h IIA T4 Gc  
**DUST**  
II 3D Ex h IIIA 135°C Dc

**OPTIONAL ATEX:**

**GAS**  
II 2G Ex h IIB T4 Gb  
**DUST**  
II 2D Ex h IIIB 135°C Db

**GAS**  
II 2G Ex h IIC T4 Gb  
**DUST**  
II 2D Ex h IIIC 135°C Db

**PENDANT CONTROL**



# MINI & HIGH SPEED

TCR Serie (250, 500 & 980 kg)

**STANDARD FEATURES**

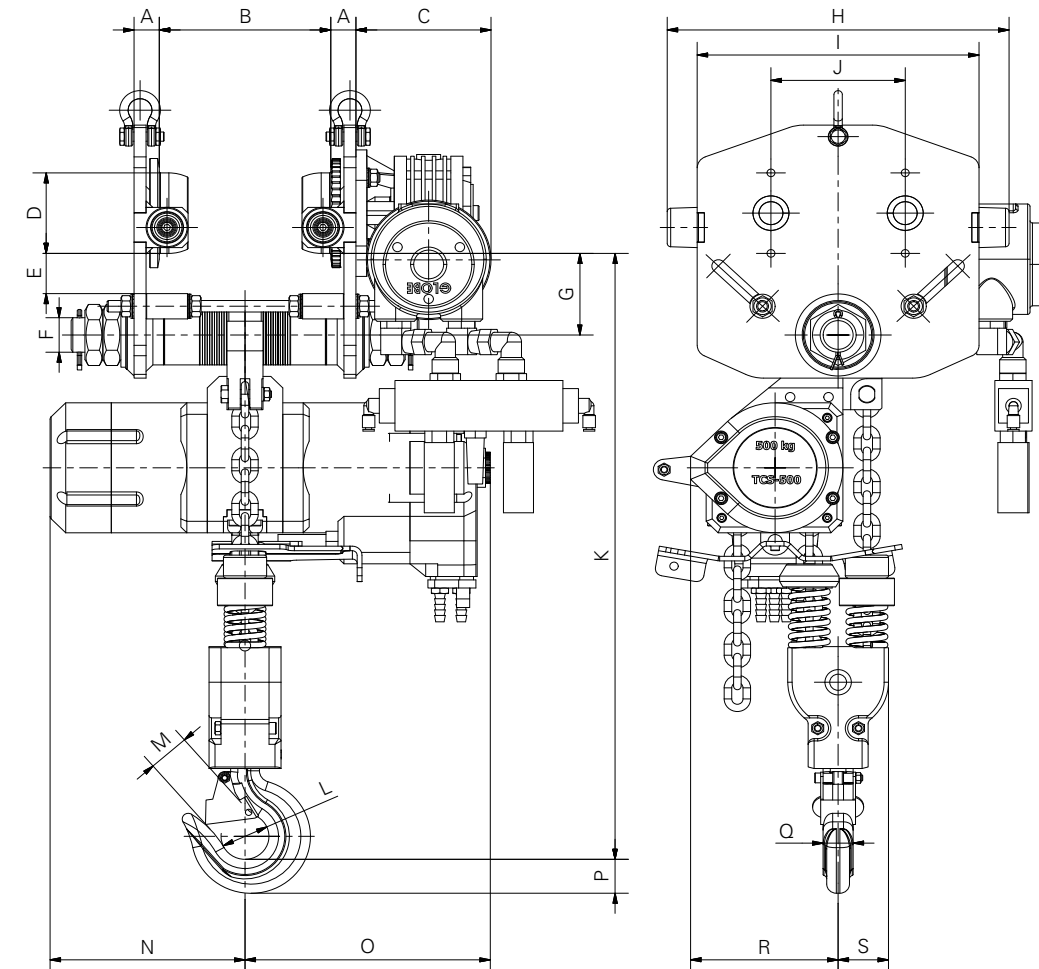
- Toku rotary vane motor
- Robust planetary gearbox
- Failsafe automatic internal disc brake
- Choice of pendant controls or control stations
- Upper & lower limit switches
- Lightweight aluminum housing
- Internal silencing down to 83 dB(A)
- Alloy safety swivel hooks with safety catch
- Load chain of European manufacture to EN1818-7
- Trolley to suit various flange profiles
- Anti-tilt & anti-drop plates
- High efficiency motor gearbox
- Heavy duty sealed wheel bearings
- Wheel profile to suit parallel or tapered flanges
- Models with indication LF are Lubrication Free

**AVAILABLE OPTIONS**

- Marine specification
- Special paint systems
- Collision bumpers
- ATEX zone 1 specification
- Chain collectors (PVC, galvanised or stainless steel)
- Articulated trolley
- Low headroom units
- Rack & pinion drive
- Travel limits
- Air service units
- Festoon systems
- Radio remote control
- Optional travel speeds
- Beam brake

**RECOMMENDED SMC**

**AIR TREATMENT UNIT:**  
TCR-250-AT2S & TCR-500-AT2S:  
AC30-F03DM-8-B  
TCS-500-AT2S & TCS-980-AT2S:  
AC40-F04DM-8-B




Type	A	B	C	D	E	F	G	H	I	J
TCR-250-AT2S	21	55~300	180	ø70	35	ø35	71	285	235	112
TCR-500/2-AT2S	21	55~300	180	ø70	35	ø35	71	285	235	112
TCS-500-AT2S	21	55~300	180	ø70	35	ø35	71	285	235	112
TCS-980/2-AT2S	21	55~300	221	ø70	35	ø35	71	354	235	112

Type	K	L	M	N	O	P	Q	R	S
TCR-250-AT2S	350	ø36	22	112	140	15	20	75	36
TCR-500/2-AT2S	390	ø35	25	112	139	25	20	93	32,5
TCS-500-AT2S	450	ø36	22	163	205	15	20	130	70
TCS-980/2-AT2S	527	ø40	29	161	205	30	24	162	42


All measurements are in mm / Information subject to change without notice

# HEAVY DUTY HOIST & TROLLEY

TCR Serie (250/500, 1.000 & 2.000 kg)



TCR-500-AT2S



TCR-1000-AT2S



TCR-2000/2-AT2S

Hoist	TCR-500-AT2S	TCR-1000/2-AT2S	TCR-1000-AT25	TCR-2000/2-AT2S
WLL	250 kg / 500 kg	1.000 kg	1.000 kg	2.000 kg
Chain falls	1	2	1	2
Chain size	6,3 x 19,1 mm	6,3 x 19,1 mm	7,1 x 21 mm	7,1 x 21 mm
Lifting speed full load	12 / 10,5 m/min.	5,3 m/min.	6 m/min.	3 m/min.
Lifting speed w/o load	16 m/min.	9,5 m/min.	11,3 m/min.	5,7 m/min.
Air consumption	25 l/sec	25 l/sec	25 l/sec	25 l/sec
Air pressure	0,4-0,63 MPa	0,4-0,63 MPa	0,4-0,63 MPa	0,4-0,63 MPa
Air connection	PT 1/2"	PT 1/2"	PT 1/2"	PT 1/2"
Min. hose diameter	1/2"	1/2"	1/2"	1/2"
Weight 3 m hol & trolley	59 kg	62 kg	61 kg	67 kg
Additional metre hol	0,8 kg	1,6 kg	1,1 kg	2,2 kg

Trolley	AT2S
Flange: Range 1	55-140
Flange: Range 2	140-220
Flange: Range 3	220-300
Std. trolley temp range	-10 to +50°C
Opt. trolley temp range	-20 to +70°C
Std. travel speed	9 m/min.
ATEX travel speed	6 m/min.
Opt. travel speed	14 m/min.
Wheel material	Steel
ATEX wheel material	Bronze
Min. bend radius (m)	1,5
Number of wheels	4
Driven wheels	2
Max. air consumption	25 l/sec
Hose ID trolley	1/2"



ATEX MARKING

**STANDARD ATEX:**

**GAS**  
II 3G Ex h IIA T4 Gc  
**DUST**  
II 3D Ex h IIIA 135°C Dc

**OPTIONAL ATEX:**

**GAS**  
II 2G Ex h IIB T4 Gb  
**DUST**  
II 2D Ex h IIIB 135°C Db

**GAS**

II 2G Ex h IIC T4 Gb  
**DUST**  
II 2D Ex h IIIC 135°C Db

**PENDANT CONTROL**



# HEAVY DUTY HOIST & TROLLEY

TCR Serie (250/500, 1.000 & 2.000 kg)

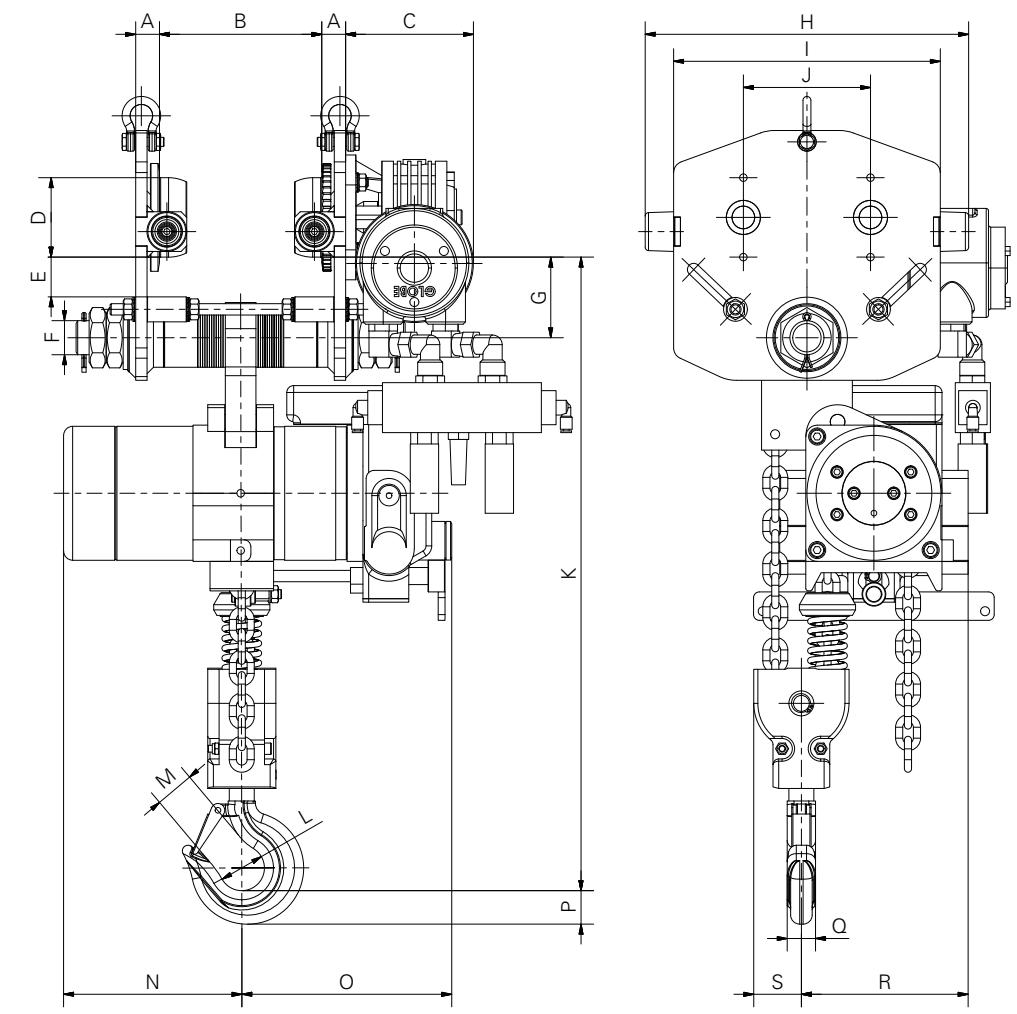
**STANDARD FEATURES**

- Toku rotary vane motor
- Robust planetary gearbox
- Failsafe automatic internal disc brake
- Choice of pendant controls or control stations
- Upper & lower limit switches
- Cast steel housing
- Internal silencing down to 83 dB(A)
- Alloy safety swivel hooks with safety catch
- Load chain of European manufacture to EN818-7
- Automatic, adjustable load limiter
- Trolley to suit various flange profiles
- Anti-tilt & anti-drop plates
- High efficiency motor gearbox
- Heavy duty sealed wheel bearings
- Wheel profile to suit parallel or tapered flanges

**AVAILABLE OPTIONS**

- Marine specification
- Special paint systems
- Collision bumpers
- ATEX zone 1 specification
- Chain collectors (PVC, galvanised or stainless steel)
- Articulated trolley
- Low headroom units
- Rack & pinion drive
- Travel limits
- Air service units
- Festoon systems
- Radio remote control
- Optional travel speeds
- Beam brake

**RECOMMENDED SMC AIR TREATMENT UNIT AC40-F04DM-8-B**



Type	A	B	C	D	E	F	G	H	I	J
TCR-500-AT2S	21	55~300	180	ø70	35	ø35	71	285	235	112
TCR-1000/2-AT2S	21	55~300	180	ø70	35	ø35	71	285	235	112
TCR-1000-AT2S	21	55~300	180	ø70	35	ø35	71	285	235	112
TCR-2000/2-AT2S	21	55~300	180	ø70	35	ø35	71	285	235	112

Type	K	L	M	N	O	P	Q	R	S
TCR-500-AT2S	525	ø40	29	156	186	29,5	25	136	76
TCR-1000/2-AT2S	560	ø40	29	157	185	29,5	25	170	42
TCR-1000-AT2S	525	ø40	29	156	186	29,5	25	116	51
TCR-2000/2-AT2S	645	ø45	29	155	185	37	30	165	48

All measurements are in mm / Information subject to change without notice




# HEAVY DUTY HOIST & TROLLEY

TMH Serie (3.000 & 6.000 kg)



TMH-3000-AT3S



TMH-6000/2-AT6S

Hoist	TMH-3000-AT3S TMH-3000LF-AT3SLF	TMH-6000/2-AT6S TMH-6000/2LF-AT6SLF
WLL	3.000 kg	6.000 kg
Chain falls	1	2
Chain size	13 x 36	13 x 36
Lifting speed full load	5,4 m/min.	2,7 m/min.
LF - Lifting speed full load	3,1 m/min.	1,6 m/min.
Lifting speed w/o load	10,8 m/min.	5,4 m/min.
LF - Lifting speed w/o load	6,4 m/min.	3,2 m/min.
Air consumption	68 l/sec	68 l/sec
Air pressure	0,4-0,63 MPa	0,4-0,63 MPa
Air connection	PT 1"	PT 1"
Min. hose diameter	3/4"	3/4"
Weight 3 m hol & trolley	187 kg	223 kg
Additional metre hol	3,8 kg	7,6 kg

Trolley	AT3S	AT6S
Flange: Range 1	80-160	90-160
Flange: Range 2	160-230	160-230
Flange: Range 3	230-300	230-300
Std. trolley temp range	-10 to +50°C	-10 to +50°C
Opt. trolley temp range	-20 to +70°C	-20 to +70°C
Std. travel speed	6 m/min.	6 m/min.
ATEX travel speed	6 m/min.	6 m/min.
Wheel material	Steel	Steel
ATEX wheel material	Bronze	Bronze
Min. bend radius (m)	2,5	2,5
Number of wheels	4	4
Driven wheels	2	2
Max. air consumption	25 l/sec	25 l/sec
Hose ID trolley	3/4"	3/4"

# HEAVY DUTY HOIST & TROLLEY

TMH Serie (3.000 & 6.000 kg)

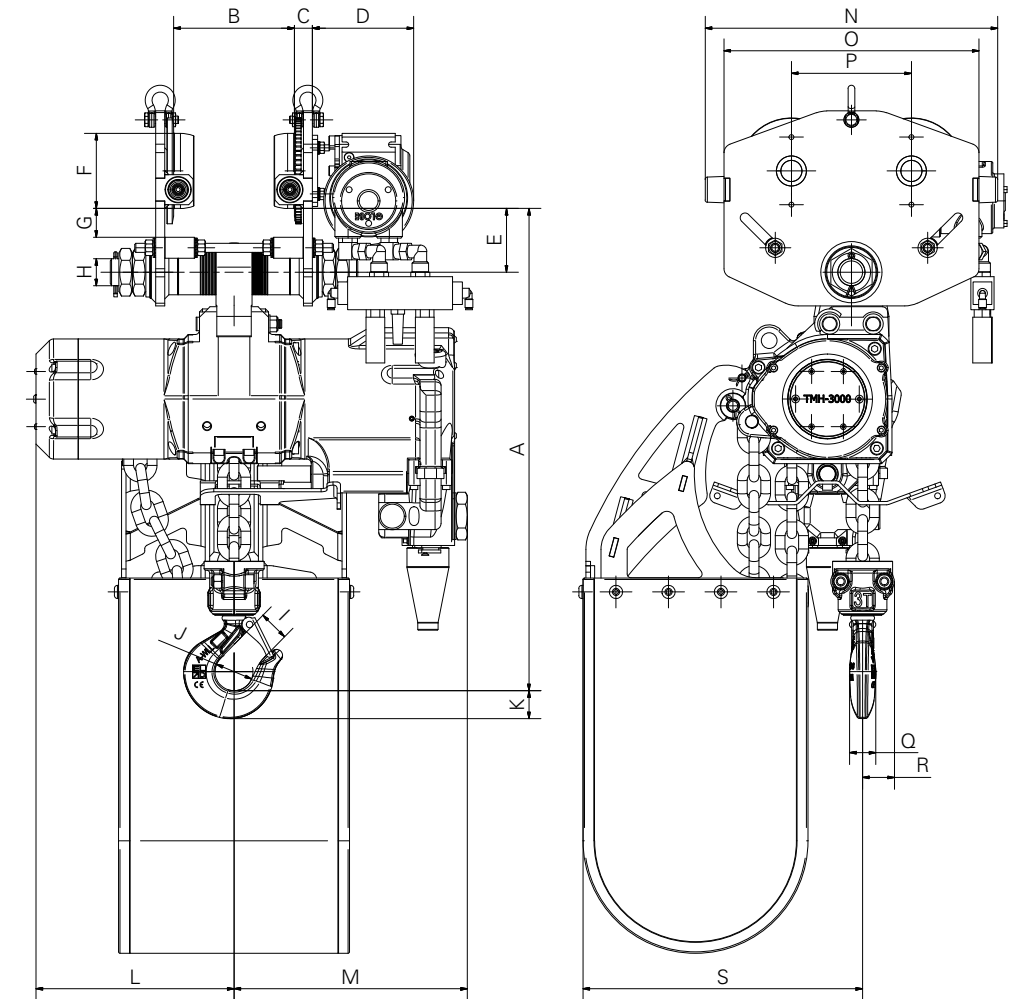
### STANDARD FEATURES

- Toku rotary vane motor
- ATEX zone 2 specification
- Robust 3 step planetary gearbox
- Failsafe automatic internal disc brake
- Choice of pendant controls or control stations
- Mechanical upper & lower switches
- Cast steel housing
- Internal silencing down to 83 dB(A)
- Alloy safety swivel hooks with safety catch
- Load chain 13 x 36 mm of European manufacture to EN818-7
- Built-in load limiter
- Trolley to suit various flange profiles
- Anti-tilt & anti-drop plates
- High efficiency motor gearbox
- Heavy duty sealed wheel bearings
- Wheel profile to suit parallel or tapered flanges
- Models with indication LF are Lubrication Free

### AVAILABLE OPTIONS

- Marine specification
- Special paint systems
- Collision bumpers
- Corrosion protection
- ATEX zone 1 specification
- Chain collectors (galvanised or stainless steel)
- Articulated trolley
- Low headroom units
- Rack & pinion drive
- Travel limits
- Air service units
- Festoon systems
- Radio remote control
- Optional travel speeds
- Beam brake

**RECOMMENDED SMC AIR TREATMENT UNIT**  
AC60-F10DM-8-B



Model	A	B	C	D	E	F	G	H	I	J
TMH-3000-AT3S	643	80~300	24	ø180	85	ø100	40 max.	50	41	51
TMH-6000/2-AT6S	745	90~300	28	ø180	102	ø150	50 max.	/	52	63

Model	K	L	M	N	O	P	Q	R	S
TMH-3000-AT3S	37	ø264	311	390	340	160	35	42,5	204
TMH-6000/2-AT6S	42	ø265	310	515	465	224	37	86,5	243

All measurements are in mm / Information subject to change without notice



ATEX MARKING

#### STANDARD ATEX:

**GAS**  
II 3G Ex h IIA T4 Gc  
**DUST**  
II 3D Ex h IIIA 135°C Dc

#### OPTIONAL ATEX:

**GAS**  
II 2G Ex h IIB T4 Gb  
**DUST**  
II 2D Ex h IIIB 135°C Db

**GAS**  
II 2G Ex h IIC T4 Gb  
**DUST**  
II 2D Ex h IIIC 135°C Db

#### PENDANT CONTROL



# HEAVY DUTY HOIST & TROLLEY

TMH Serie (9.000 & 12.000 kg)



TMH-9000/3-AT10S



TMH-12000/4-AT10S

Hoist	TMH-9000/3-AT10S TMH-9000LF-AT10SLF	TMH-12000/4-AT10S TMH-12000LF-AT10SLF
WLL	9.000 kg	12.000 kg
Chain falls	3	4
Chain size	13 x 36	13 x 36
Lifting speed full load	1,8 m/min.	1,35 m/min.
LF - Lifting speed full load	1 m/min.	0,8 m/min.
Lifting speed w/o load	3,6 m/min.	2,7 m/min.
LF - Lifting speed w/o load	2,1 m/min.	1,6 m/min.
Air consumption	68 l/sec	68 l/sec
Air pressure	0,4-0,63 MPa	0,4-0,63 MPa
Air connection	PT 1"	PT 1"
Min. hose diameter	3/4"	3/4"
Weight 3 m hol & trolley	314 kg	356 kg
Additional metre hol	11,4 kg	15,2 kg

Trolley	AT10S
Flange: Range 1	110-180
Flange: Range 2	180-240
Flange: Range 3	240-300
Std. trolley temp range	-10 to +50°C
Opt. trolley temp range	-20 to +70°C
Std. travel speed	8 m/min.
ATEX travel speed	8 m/min.
Wheel material	Steel
ATEX wheel material	Bronze
Min. bend radius (m)	2,5
Number of wheels	4
Driven wheels	2
Max. air consumption	40 l/sec
Hose ID trolley	3/4"

# HEAVY DUTY HOIST & TROLLEY

TMH Serie (9.000 & 12.000 kg)

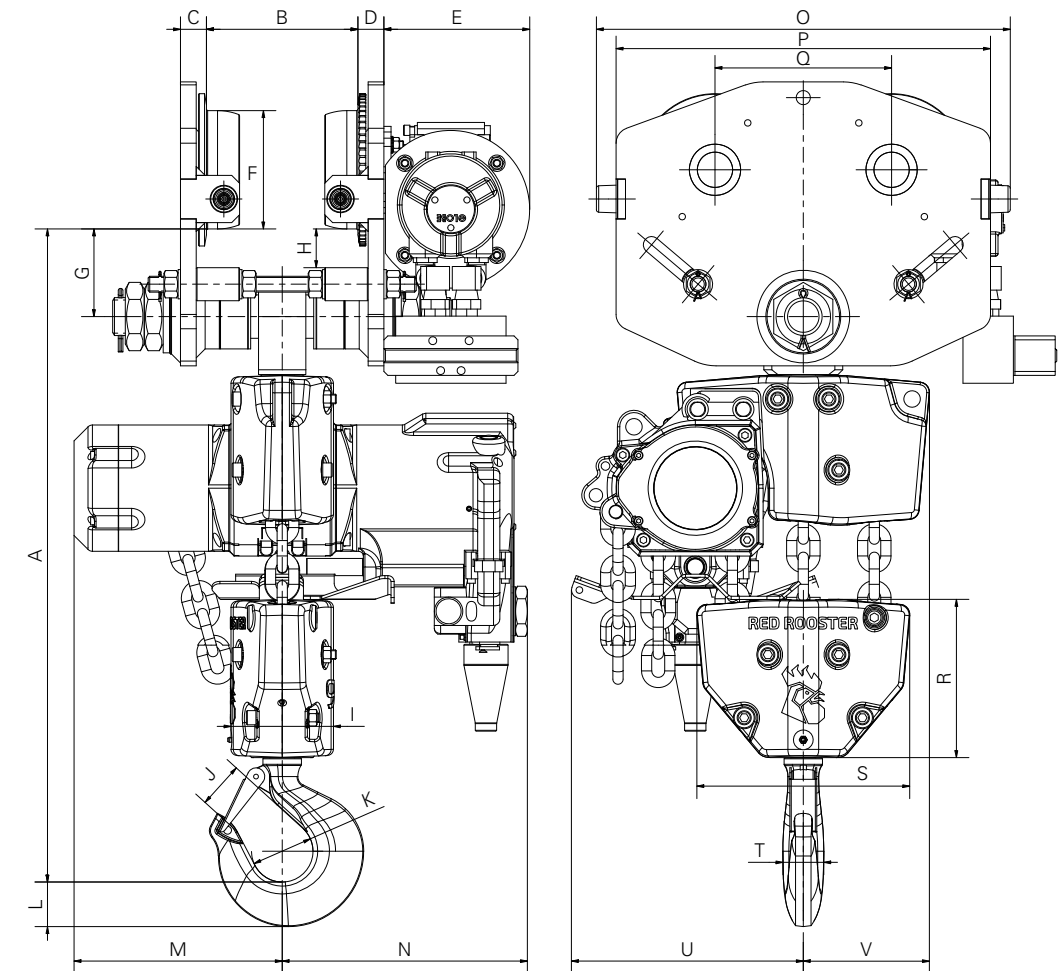
### STANDARD FEATURES

- Toku rotary vane motor
- ATEX zone 2 specification
- Robust 3 step planetary gearbox
- Failsafe automatic internal disc brake
- Choice of pendant controls or control stations
- Mechanical upper & lower switches
- Cast steel housing
- Internal silencing down to 83 dB(A)
- Alloy safety swivel hooks with safety catch
- Load chain 13 x 36 mm of European manufacture to EN818-7
- Built-in load limiter
- Trolley to suit various flange profiles
- Anti-tilt & anti-drop plates
- High efficiency motor gearbox
- Heavy duty sealed wheel bearings
- Wheel profile to suit parallel or tapered flanges
- Models with indication LF are Lubrication Free

### AVAILABLE OPTIONS

- Marine specification
- Special paint systems
- Collision bumpers
- Corrosion protection
- ATEX zone 1 specification
- Chain collectors (galvanised or stainless steel)
- Articulated trolley
- Low headroom units
- Rack & pinion drive
- Travel limits
- Air service units
- Festoon systems
- Radio remote control
- Optional travel speeds
- Beam brake

**RECOMMENDED SMC AIR TREATMENT UNIT**  
AC60-F10DM-8-B



Model	A	B	C	D	E	F	G	H	I	J	K
TMH-9000/3-AT10S	828	100~300	33	33	185	ø150	111	50 max.	130	53	ø75
TMH-12000/4-AT10S	875	100~300	33	33	185	ø150	111	50 max.	200	58	ø84

Model	L	M	N	O	P	Q	R	S	T	U	V
TMH-9000/3-AT10S	60	264	311	525	475	224	200	270	43	294	160
TMH-12000/4-AT10S	67	309	266	525	475	224	200	180	52	249	150

All measurements are in mm / Information subject to change without notice



ATEX MARKING

**STANDARD ATEX:**

**GAS**  
II 3G Ex h IIA T4 Gc  
**DUST**  
II 3D Ex h IIIA 135°C Dc

**OPTIONAL ATEX:**

**GAS**  
II 2G Ex h IIB T4 Gb  
**DUST**  
II 2D Ex h IIIB 135°C Db

**GAS**  
II 2G Ex h IIC T4 Gb  
**DUST**  
II 2D Ex h IIIC 135°C Db


**PENDANT CONTROL**





# HEAVY DUTY HOIST & TROLLEY

TMH Serie (15.000 kg)



TMH-15000/3-AT15S

Hoist	TMH-15000/5-AT15S TMH-15000LF-AT15SLF
WLL	15.000 kg
Chain falls	5
Chain size	13 x 36
Lifting speed full load	1,08 m/min.
LF - Lifting speed full load	0,6 m/min.
Lifting speed w/o load	2,16 m/min.
LF - Lifting speed w/o load	1,3 m/min.
Air consumption	68 l/sec
Air pressure	0,4-0,63 MPa
Air connection	PT 1"
Min. hose diameter	1"
Weight 3 m hol & trolley	507 kg
Additional metre hol	19 kg

Trolley	AT15S
Flange: Range 1	110-180
Flange: Range 2	180-240
Flange: Range 3	240-300
Std. trolley temp range	-10 to +50°C
Opt. trolley temp range	-20 to +70°C
Std. travel speed	6,8 m/min.
Wheel material	Steel
ATEX wheel material	Bronze
Min. bend radius (m)	3,0
Number of wheels	4
Driven wheels	2
Max. air consumption	40 l/sec
Hose ID trolley	1"

# HEAVY DUTY HOIST & TROLLEY

TMH Serie (15.000 kg)

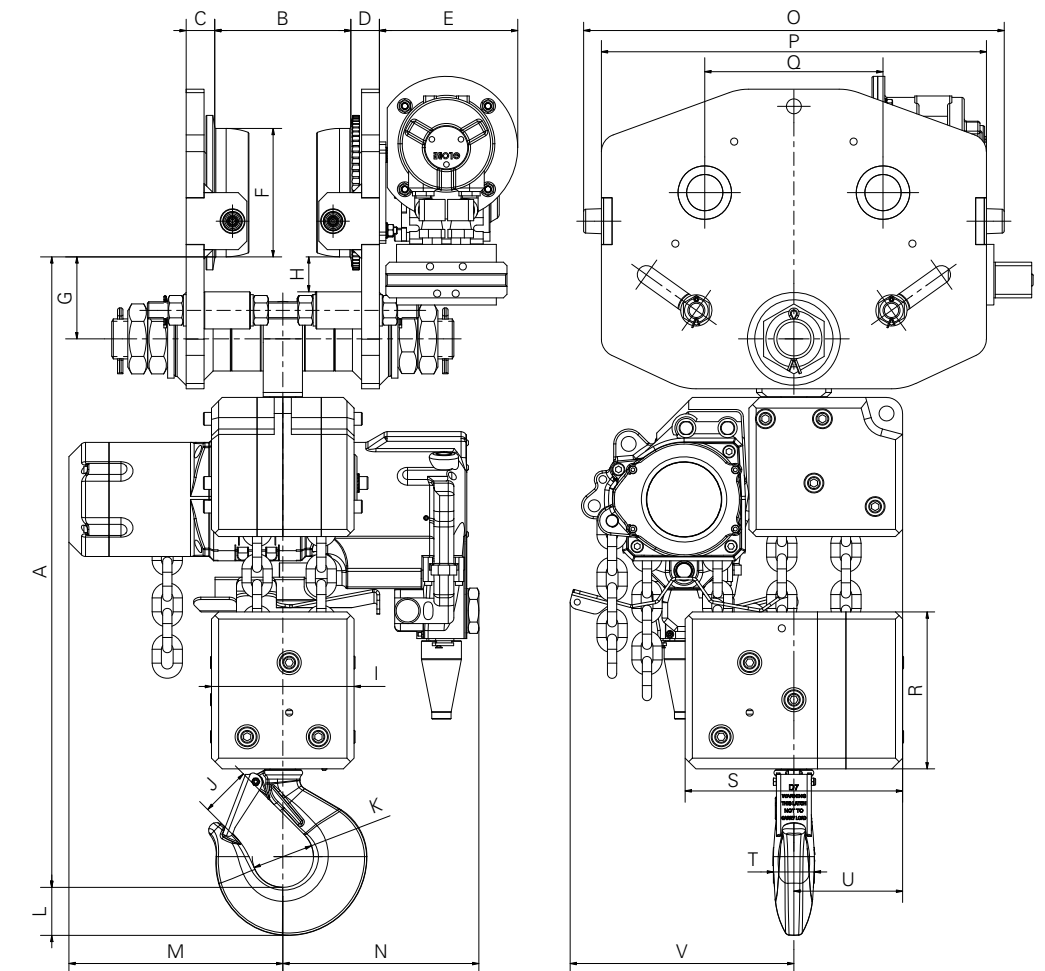
### STANDARD FEATURES

- Toku rotary vane motor
- ATEX zone 2 specification
- Robust 3 step planetary gearbox
- Failsafe automatic internal disc brake
- Choice of pendant controls or control stations
- Mechanical upper & lower switches
- Cast steel housing
- Internal silencing down to 83 dB(A)
- Alloy safety swivel hooks with safety catch
- Load chain 13 x 36 mm of European manufacture to EN818-7
- Built-in load limiter
- Trolley to suit various flange profiles
- Anti-tilt & anti-drop plates
- High efficiency motor gearbox
- Heavy duty sealed wheel bearings
- Wheel profile to suit parallel or tapered flanges
- Models with indication LF are Lubrication Free

### AVAILABLE OPTIONS

- Marine specification
- Special paint systems
- Collision bumpers
- Corrosion protection
- ATEX zone 1 specification
- Chain collectors (galvanised or stainless steel)
- Articulated trolley
- Low headroom units
- Rack & pinion drive
- Travel limits
- Air service units
- Festoon systems
- Radio remote control
- Optional travel speeds
- Beam brake

**RECOMMENDED SMC AIR TREATMENT UNIT**  
AC60-F10DM-8-B



Model	A	B	C	D	E	F	G	H	I	J	K
TMH-15000/5-AT15S	885	100~300	40	40	194	ø180	115	50 max.	200	58	ø84

Model	L	M	N	O	P	Q	R	S	T	U	V
TMH-15000/5-AT15S	67	300	275	590	540	250	220	305	52	152,5	314

All measurements are in mm / Information subject to change without notice



ATEX MARKING

**STANDARD ATEX:**

**GAS**  
II 3G Ex h IIA T4 Gc  
**DUST**  
II 3D Ex h IIIA 135°C Dc

**OPTIONAL ATEX:**

**GAS**  
II 2G Ex h IIB T4 Gb  
**DUST**  
II 2D Ex h IIIB 135°C Db


**GAS**  
II 2G Ex h IIC T4 Gb  
**DUST**  
II 2D Ex h IIIC 135°C Db

**PENDANT CONTROL**



# HEAVY DUTY HOIST & TROLLEY

TMH Serie (10.000, 15.000 & 20.000 kg)



TMH-10P2E-AT10S

Hoist	TMH-10P2E-AT10S	TMH-15P3E-AT15S	TMH-20P4E-AT20S
WLL	10.000 kg	15.000 kg	20.000 kg
Chain falls	2	3	4
Chain size	16x45	16x45	16x45
Lifting speed full load	1,6 m/min.	1,05 m/min.	0,8 m/min.
Lifting speed w/o load	3,5 m/min.	2,2 m/min.	1,6 m/min.
Air consumption	71 l/sec	71 l/sec	71 l/sec
Air pressure	0,4-0,63 MPa	0,4-0,63 MPa	0,4-0,63 MPa
Air connection	PT 1"	PT 1"	PT 1"
Min. hose diameter	1"	1"	1"
Weight 3 m hol & trolley	310 kg	610 kg	771 kg
Additional metre hol	11,4 kg	17,1 kg	22,8 kg

Trolley	AT10S	AT15S	AT20S
Flange: Range 1	110-180	110-180	130-180
Flange: Range 2	180-240	180-240	180-240
Flange: Range 3	240-300	240-300	240-320
Std. trolley temp range	-10 to +50°C	-10 to +50°C	-10 to +50°C
Travel speed	8 m/min.	6,8 m/min.	4 m/min.
Wheel material	Steel	Steel	Steel
ATEX wheel material	Bronze	Bronze	Bronze
Min. bend radius (m)	2,5	3,0	3,0
Number of wheels	4	4	4
Driven wheels	2	2	2
Max. air consumption	40 l/sec	40 l/sec	40 l/sec
Hose ID trolley	1"	1"	1"

# HEAVY DUTY HOIST & TROLLEY

TMH Serie (10.000, 15.000 & 20.000 kg)

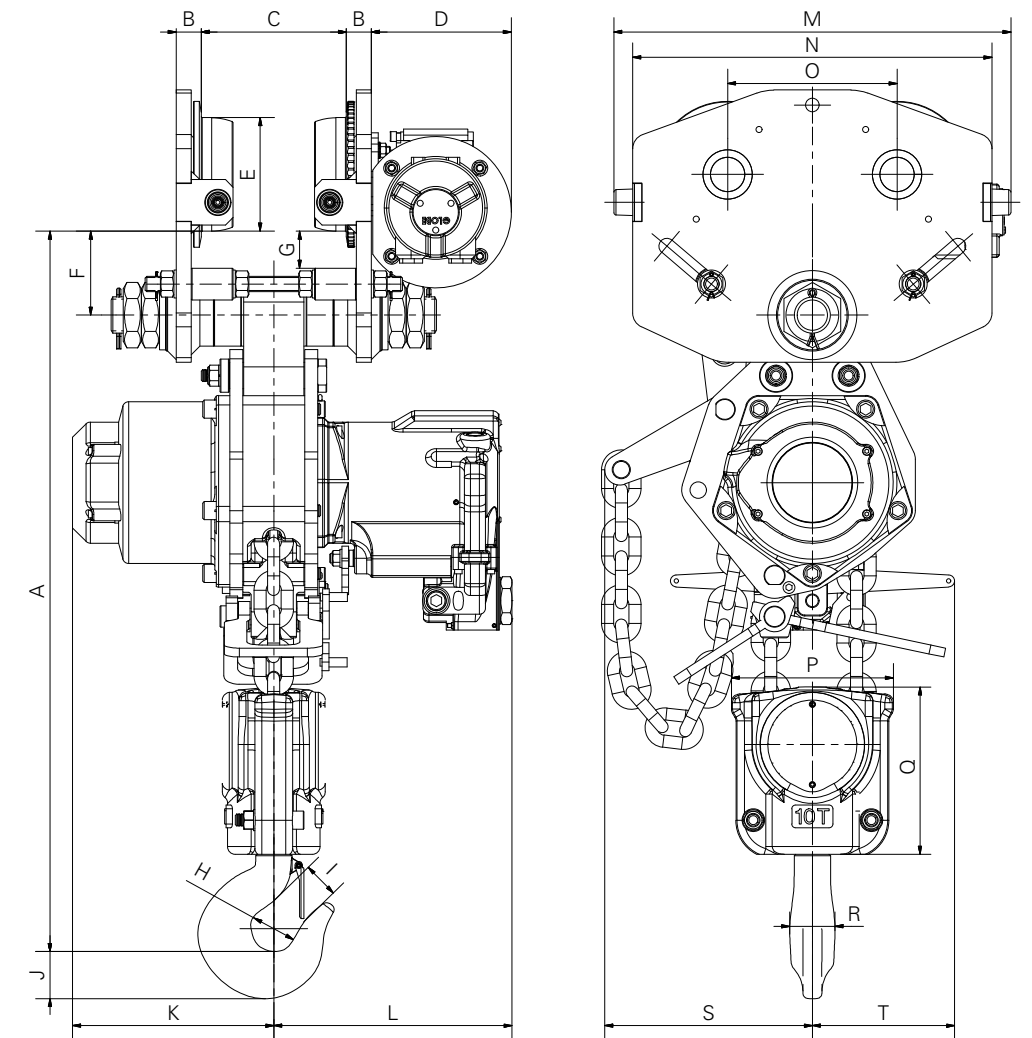
### STANDARD FEATURES

- Toku rotary vane motor
- ATEX zone 2 specification
- Robust 3 step planetary gearbox
- Failsafe automatic internal disc brake
- Choice of pendant controls or control stations
- Mechanical upper & lower switches
- Cast steel housing
- Internal silencing down to 83 dB(A)
- Alloy safety swivel hooks with safety catch
- Load chain 13 x 36 mm of European manufacture to EN818-7
- Built-in load limiter
- Trolley to suit various flange profiles
- Anti-tilt & anti-drop plates
- High efficiency motor gearbox
- Heavy duty sealed wheel bearings
- Wheel profile to suit parallel or tapered flanges

### AVAILABLE OPTIONS

- Marine specification
- Special paint systems
- Collision bumpers
- Corrosion protection
- ATEX zone 1 specification
- Chain collectors (galvanised or stainless steel)
- Articulated trolley
- Low headroom units
- Rack & pinion drive
- Travel limits
- Air service units
- Festoon systems
- Radio remote control
- Optional travel speeds
- Beam brake

**RECOMMENDED SMC AIR TREATMENT UNIT**  
AC60-F10DM-8-B



Model	A	B	C	D	E	F	G	H	I	J
TMH-10P2E-AT10S	890	33	110~330	185	ø150	111	50 max.	ø61	45	62
TMH-15P3E-AT15S	910 min.	40	110~330	194	ø180	115	49 max.	ø84	58	67
TMH-20P4E-AT20S	1110 min.	53	130~320	207	ø240	135	54 max.	ø110	78	80

Model	K	L	M	N	O	P	Q	R	S	T
TMH-10P2E-AT10S	266	315	525	475	224	214	221	60	275	188
TMH-15P3E-AT15S	266	315	590	540	250	/	/	52	250	250
TMH-20P4E-AT20S	386	326	910	860	410	/	/	64	315	315

All measurements are in mm / Information subject to change without notice



#### STANDARD ATEX:

**GAS**  
II 3G Ex h IIA T4 Gc  
**DUST**  
II 3D Ex h IIIA 135°C Dc

#### OPTIONAL ATEX:

**GAS**  
II 2G Ex h IIB T4 Gb  
**DUST**  
II 2D Ex h IIIB 135°C Db

**GAS**  
II 2G Ex h IIC T4 Gb  
**DUST**  
II 2D Ex h IIIC 135°C Db

#### PENDANT CONTROL



**Note:** At this moment, the dimensions and drawings of the TMH-10P2E-AT10S, TMH-15P3E-AT15S and the TMH-20P4E-AT20S are only available on request. Check our website for the most up-to-date information.




# HEAVY DUTY HOIST & TROLLEY

TMH Serie (25.000, 30.000 & 37.500 kg)



TMH-25P2E-AT25S



TMH-37,5P3E-AT37,5S

Hoist	TMH-25P2E-AT25S	TMH-30P2E-AT30S	TMH-37,5P3E-AT37,5S
WLL	25.000 kg	30.000 kg	37.500 kg
Chain falls	2	2	3
Chain size	23,5x66	23,5x66	23,5x66
Lifting speed full load	1,4 m/min.	0,9 m/min.	0,9 m/min.
Lifting speed w/o load	2,7 m/min.	2,7 m/min.	1,8 m/min.
Air consumption	180 l/sec	180l/sec	180 l/sec
Air pressure	0,4-0,63 MPa	0,4-0,63 MPa	0,4-0,63 MPa
Air connection	PT 1½"	PT 1½"	PT 1½"
Min. hose diameter	1½"	1½"	1½"
Weight 3 m hol & trolley	1.000 kg	1.000 kg	1.727 kg
Additional metre hol	24,4 kg	24,4 kg	36,6 kg

Trolley	AT25S	AT30S	AT37,5S
Flange: Range 1	130-200	130-200	130-200
Flange: Range 2	200-260	200-260	200-260
Flange: Range 3	260-320	260-320	260-320
Std. trolley temp range	-10 to +50°C	-10 to +50°C	-10 to +50°C
Opt. trolley temp range	-20 to +70°C	-20 to +70°C	-20 to +70°C
Travel speed	6,8 m/min.	6,8 m/min.	6 m/min.
Wheel material	Steel	Steel	Steel
ATEX wheel material	Bronze	Bronze	Bronze
Min. bend radius (m)	3	3	straight only
Number of wheels	4	4	8
Driven wheels	2	2	4
Max. air consumption	40 l/sec	40 l/sec	80 l/sec
Hose ID trolley	1"	1"	1"

# HEAVY DUTY HOIST & TROLLEY

TMH Serie (25.000, 30.000 & 37.500 kg)

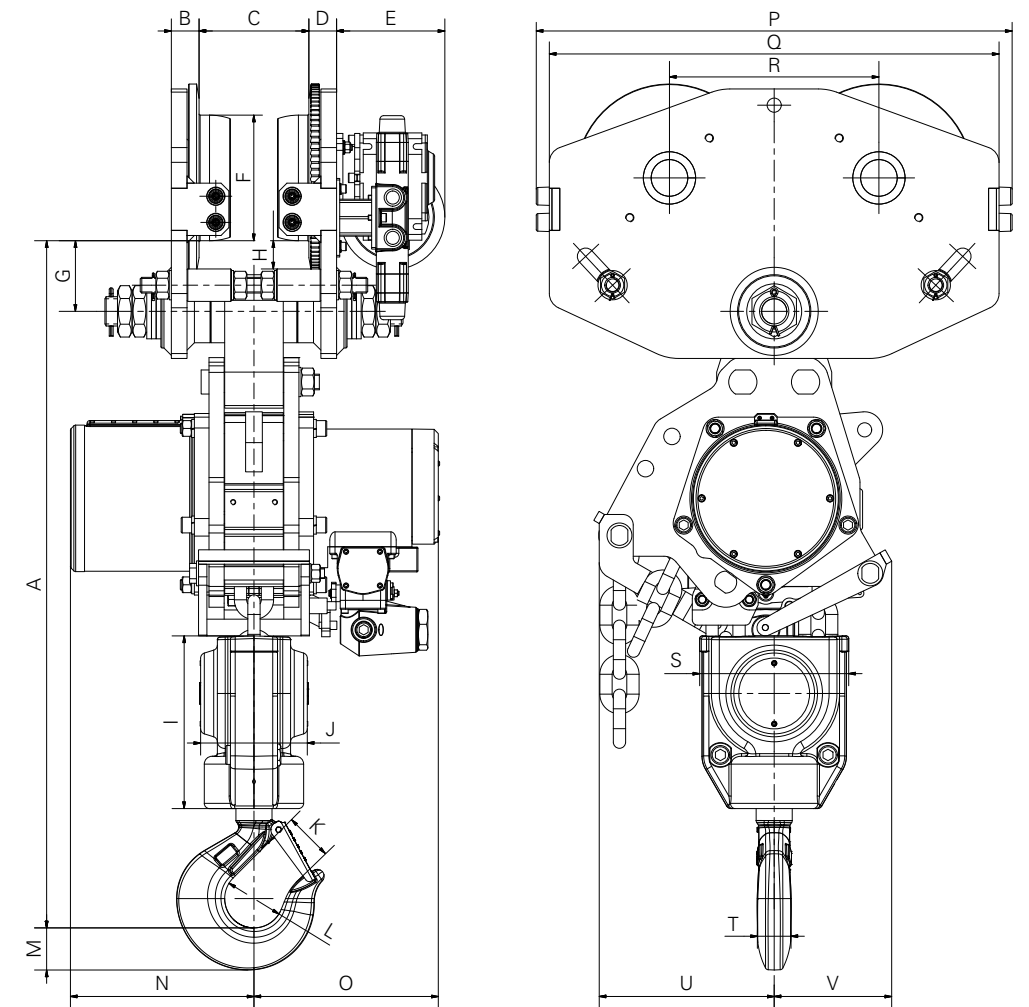
### STANDARD FEATURES

- Toku rotary vane motor
- ATEX zone 2 specification
- Robust 3 step planetary gearbox
- Failsafe automatic internal disc brake
- Choice of pendant controls or control stations
- Mechanical upper & lower switches
- Cast steel housing
- Internal silencing down to 82 dB(A)
- Alloy safety swivel hooks with safety catch
- Load chain 13 x 36 mm of European manufacture to EN818-7
- Built-in load limiter
- Trolley to suit various flange profiles
- Anti-tilt & anti-drop plates
- High efficiency motor gearbox
- Heavy duty sealed wheel bearings
- Wheel profile to suit parallel or tapered flanges

### AVAILABLE OPTIONS

- Marine specification
- Special paint systems
- Collision bumpers
- Corrosion protection
- ATEX zone 1 specification
- Chain collectors (galvanised or stainless steel)
- Articulated trolley
- Low headroom units
- Rack & pinion drive
- Travel limits
- Air service units
- Festoon systems
- Radio remote control
- Optional travel speeds
- Beam brake

**RECOMMENDED SMC AIR TREATMENT UNIT**  
SO-112392-AC825-14



Model	A	B	C	D	E	F	G	H	I	J	K
TMH-25P2E-AT25S	1300	53	130~320	53	207	ø240	155	54 max.	330	205	71
TMH-30P2E-AT30S	1300	53	130~320	53	207	ø240	155	54 max.	330	205	71
TMH-37,5P3E-AT37,5S	1340	53	130~320	53	207	ø240	135	55 max.	/	/	90

Model	L	M	N	O	P	Q	R	S	T	U	V
TMH-25P2E-AT25S	ø100	90	352	356	910	250	400	860	82	335	225
TMH-30P2E-AT30S	ø100	90	352	356	910	250	400	860	82	335	225
TMH-37,5P3E-AT37,5S	ø125	120	350	354	1795	1745	885	/	113,5	597	557,5

All measurements are in mm / Information subject to change without notice



ATEX MARKING

**STANDARD ATEX:**

**GAS**  
II 3G Ex h IIA T4 Gc  
**DUST**  
II 3D Ex h IIIA 135°C Dc

**OPTIONAL ATEX:**

**GAS**  
II 2G Ex h IIB T4 Gb  
**DUST**  
II 2D Ex h IIIB 135°C Db

**GAS**  
II 2G Ex h IIC T4 Gb  
**DUST**  
II 2D Ex h IIIC 135°C Db

**PENDANT CONTROL**



# HEAVY DUTY HOIST & TROLLEY

TMH Serie (45.000 & 50.000 kg)



TMH-50P4E-AT50S

Hoist	TMH-45P3E-AT45S	TMH-50P4E-AT50S
WLL	45.000 kg	50.000 kg
Chain falls	3	4
Chain size	23,5x66	23,5x66
Lifting speed full load	0,65 m/min.	0,7 m/min.
Lifting speed w/o load	1,8 m/min.	1,3 m/min.
Air consumption	166 l/sec	180 l/sec
Air pressure	0,4-0,63 MPa	0,4-0,63 MPa
Air connection	PT 1½"	PT 1½"
Min. hose diameter	1½"	1½"
Weight 3 m hol & trolley	1.727 kg	2.300 kg
Additional metre hol	36,6 kg	48,8 kg

Trolley	AT45S	AT50S
Flange: Range 1	130-200	205-260
Flange: Range 2	200-260	260-320
Flange: Range 3	260-320	
Std. trolley temp range	-10 to +50°C	-10 to +50°C
Opt. trolley temp range	-20 to +70°C	-20 to +70°C
Std. travel speed	6 m/min.	4 m/min.
Wheel material	Steel	Steel
ATEX wheel material	Bronze	Bronze
Min. bend radius (m)	Straight only	Straight only
Number of wheels	8	8
Driven wheels	4	4
Max. air consumption	80 l/sec	80 l/sec
Hose ID trolley	1"	1"

# HEAVY DUTY HOIST & TROLLEY

TMH Serie (45.000 & 50.000 kg)

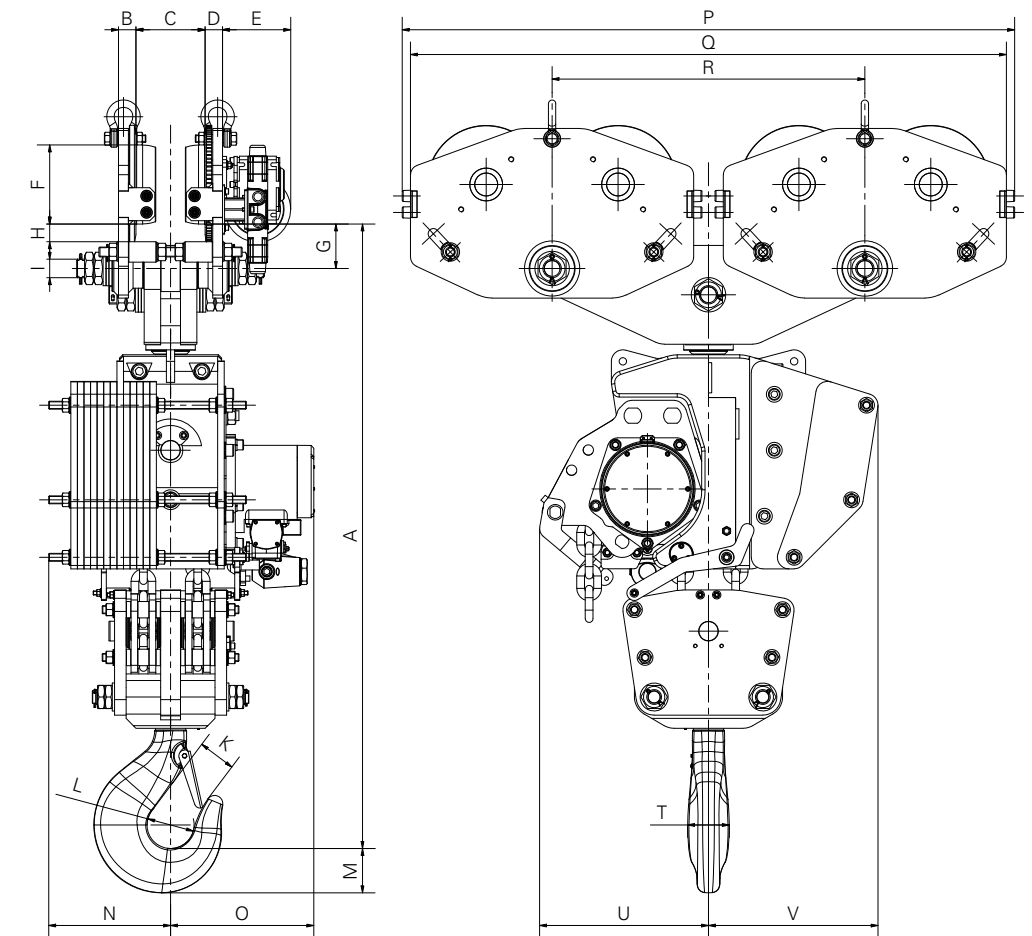
### STANDARD FEATURES

- Toku rotary vane motor
- ATEX zone 2 specification
- Robust 3 step planetary gearbox
- Failsafe automatic internal disc brake
- Choice of pendant controls or control stations
- Mechanical upper & lower switches
- Cast steel housing
- Internal silencing down to 82 dB(A)
- Alloy safety swivel hooks with safety catch
- Load chain 23,5 x 66 mm of European manufacture to EN818-7
- Built-in load limiter
- Trolley to suit various flange profiles
- Anti-tilt & anti-drop plates
- High efficiency motor gearbox
- Heavy duty sealed wheel bearings
- Wheel profile to suit parallel or tapered flanges

### AVAILABLE OPTIONS

- Marine specification
- Special paint systems
- Collision bumpers
- Corrosion protection
- ATEX zone 1 specification
- Chain collectors (galvanised or stainless steel)
- Articulated trolley
- Low headroom units
- Rack & pinion drive
- Travel limits
- Air service units
- Festoon systems
- Radio remote control
- Optional travel speeds
- Beam brake

**RECOMMENDED SMC AIR TREATMENT UNIT**  
SO-112392-AC825-14



Model	A	B	C	D	E	F	G	H	I	J	K
TMH-45P3E-AT45S	1340	53	130~320	53	207	ø240	135	55 max.	ø80	/	90
TMH-50P4E-AT50S	1835	53	205~320	53	127	ø240	135	54 min.	/	/	100

Model	L	M	N	O	P	Q	R	S	T	U	V
TMH-45P3E-AT45S	ø125	120	350	354	1795	1745	885	/	113,5	597	557,5
TMH-50P4E-AT50S	ø140	132	440	440	1860	1810	950	/	125	327	248

All measurements are in mm / Information subject to change without notice



ATEX MARKING

**STANDARD ATEX:**

**GAS**  
II 3G Ex h IIA T4 Gc  
**DUST**  
II 3D Ex h IIIA 135°C Dc

**OPTIONAL ATEX:**

**GAS**  
II 2G Ex h IIB T4 Gb  
**DUST**  
II 2D Ex h IIIB 135°C Db


**GAS**  
II 2G Ex h IIC T4 Gb  
**DUST**  
II 2D Ex h IIIC 135°C Db

**PENDANT CONTROL**





# SPECIALS





# SPECIALS



Picture courtesy of Dec Group

# SPECIALS

We can design hoists specifically to suit your needs. Apart from the wide variety of standard Red Rooster air chain hoists and trolleys in this catalogue that are fit for most purposes and applications, Red Rooster also offers special solutions. Most of the specifications we can adjust to your specific demands. If the Red Rooster standard does not fit your purpose, please enquire for a tailor made solution. For example we can do special capacities, like a 5 tonne single fall, or a 60 tonne hoist. We can deliver the trolley with a beam brake, or rack and pinion drive.

Heavy duty hoists such as BOP handling systems for use on land rigs, drilling rigs and platforms, as well as high speed hoists for Big Bag handling are some of the specials our in-house design team and manufacturing facilities can build. Curved beams with tight radius require yet another type of special articulated trolley.

With the Low headroom (LHR) series we have a range of trolleys for those applications where a standard trolley headroom is too large. We offer a comprehensive range of quality pneumatic hoists built into low headroom trolley frames suitable for industrial, marine and off-shore environments. See following pages for detailed information on our LHR and ULHR series.

All specials can be delivered with ATEX certification upon request.

LOW HEADROOM

Page 66

BIG BAG  
HANDLING HOISTS

Page 78

RACK & PINION

Page 80

BOP HANDLING  
SYSTEMS

Page 83

ULTRA LOW HEADROOM

Page 74

ARTICULATED  
TROLLEYS

Page 79

TROLLEY &  
PARKING BRAKES

Page 82

VARIOUS DESIGNS

Page 84



# LOW HEADROOM

TCR-LHR Serie (500, 1.000 & 2.000 kg)



TCR-2000-LHR

Type	TCR-500-LHR	TCR-1000/2-LHR	TCR-1000-LHR	TCR-2000-LHR
WLL	500 kg	1.000 kg	1.000 kg	2.000 kg
Chain falls	1	2	1	2
Chain size	6,3 x 19,1 mm	6,3 x 19,1 mm	7,1 x 21 mm	7,1 x 21 mm
Lifting speed full load	10,5 m/min.	5,3 m/min.	6 m/min.	3 m/min.
Lifting speed w/o full load	16 m/min.	9,5 m/min.	11,3 m/min.	5,7 m/min.
Lowering speed full load	17,9 m/min.	9 m/min.	10,3 m/min.	5,2 m/min.v
Travel speed	9 m/min.	9 m/min.	9 m/min.	9 m/min.
Hoist air consumption	25 l/sec	25 l/sec	25 l/sec	25 l/sec
Trolley air consumption	25 l/sec	25 l/sec	25 l/sec	25 l/sec
Inlet connection	PT 1/2"	PT 1/2"	PT 1/2"	PT 1/2"
Weight with 3h hol	85 kg	90 kg	90 kg	105 kg
Additional metre hol	0,8 kg	1,6 kg	1,1 kg	2,2 kg
Flange range	60 - 300 mm	60 - 300 mm	60 - 300 mm	60 - 300 mm

## STANDARD FEATURES

- Toku rotary vane motor
- ATEX zone 2 specification
- Robust 3 step planetary gearbox
- Failsafe automatic internal disc brake
- Choice of pendant controls or control stations
- Mechanical upper & lower switches
- Cast steel housing
- Internal silencing down to 82 dB(A)
- Alloy safety swivel hooks with safety catch
- Built-in load limiter
- Trolley to suit various flange profiles
- Anti-tilt & anti-drop plates
- High efficiency motor gearbox
- Heavy duty sealed wheel bearings
- Wheel profile to suit parallel or tapered flanges

## AVAILABLE OPTIONS

- Marine specification
- Special paint systems
- Collision bumpers
- Corrosion protection
- ATEX zone 1 specification

## STANDARD FEATURES

- Chain collectors (galvanised or stainless steel)
- Articulated trolley
- Low headroom units
- Rack & pinion drive
- Travel limits
- Air service units
- Festoon systems
- Radio remote control
- Optional travel speeds
- Beam brake

## RECOMMENDED SMC

### AIR TREATMENT UNIT

AC40-F04DM-8-B

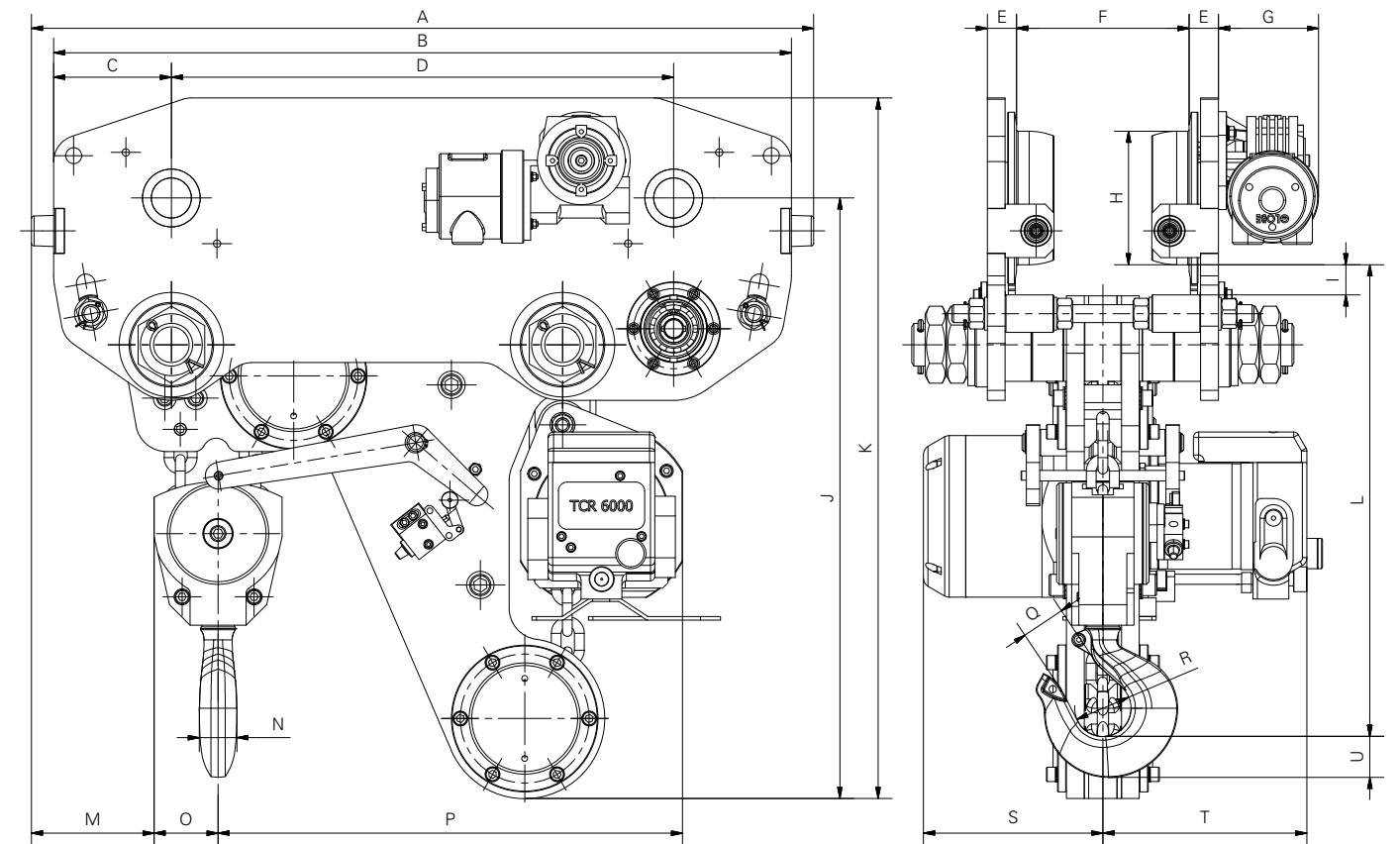
## STANDARD VERSION OR

### SPARK RESISTANT VERSION

The low head room trolleys are available as standard version (ordernumber TCR-...-LHR) or as spark resistant version with bronze wheels, bronze coated hooks for explosion dangerous areas (ordernumber TCR-....-LHR/ATEX) with ATEX certificate.

# LOW HEADROOM

TCR-LHR Serie (500, 1.000 & 2.000 kg)



Model	A	B	C	D	E	F	G	H	I	J	K
TCR-500-LHR	570	520	115	340	21	60~300	135	ø70	30	480	590
TCR-1000/2-LHR	570	520	115	340	21	60~300	135	ø70	30	480	590
TCR-1000-LHR	570	520	115	340	21	60~300	135	ø70	30	480	590
TCR-2000-LHR	570	520	115	340	21	60~300	135	ø70	30	480	590

Model	L	M	N	O	P	Q	R	S	T	U	-
TCR-500-LHR	340	180	25	20	295	30	ø40	186	156	30	
TCR-1000/2-LHR	375	135	25	42	341	30	ø40	186	156	30	
TCR-1000-LHR	340	177	25	23	296	29	ø40	177	157	30	
TCR-2000-LHR	390	124	30	52	320	28	ø40	177	157	40	

All measurements are in mm / Information subject to change without notice



ATEX MARKING

## STANDARD ATEX:

**GAS**  
II 3G Ex h IIA T4 Gc

**DUST**  
II 3D Ex h IIIA 135°C Dc

## OPTIONAL ATEX:

**GAS**  
II 2G Ex h IIB T4 Gb

**DUST**  
II 2D Ex h IIIB 135°C Db

**GAS**  
II 2G Ex h IIC T4 Gb

**DUST**  
II 2D Ex h IIIC 135°C Db

## PENDANT CONTROL



## NOTE

- Design can be modified to suit smaller flange sizes.

# LOW HEADROOM

TMH-LHR Serie (3.000, 6.000 & 9.000 kg)



TMH-3000-LHR



TMH-6000/2-LHR



TMH-9000/3-LHR

Type	TMH-3000-LHR	TMH-6000/2-LHR	TMH-9000/3-LHR
WLL	3000 kg	6000 kg	9000 kg
Chain falls	1	2	3
Chain size	13x36 mm	13x36 mm	13x36 mm
Lifting speed full load	5,4 m/min.	2,7 m/min.	1,8 m/min.
Lifting speed w/o full load	10,8 m/min.	5,4 m/min.	3,6 m/min.
Lowering speed full load	10,2 m/min.	5,1 m/min.	3,4 m/min.
Travel speed	6,0 m/min.	6,0 m/min.	6,0 m/min.
Hoist air consumption	56 l/sec	56 l/sec	56 l/sec
Trolley air consumption	25 l/sec	25 l/sec	40 l/sec
Inlet connection	PT 1"	PT 1"	PT 1"
Weight with 3h hol	275 kg	300 kg	375 kg
Additional metre hol	3,8 kg	7,6 kg	11,4 kg
Flange range	110 - 300 mm	110 - 300 mm	110 - 300 mm

**STANDARD FEATURES**

- Toku rotary vane motor
- ATEX zone 2 specification
- Robust 3 step planetary gearbox
- Failsafe automatic internal disc brake
- Choice of pendant controls or control stations
- Mechanical upper & lower switches
- Cast steel housing
- Internal silencing down to 82 dB(A)
- Alloy safety swivel hooks with safety catch
- Load chain 13 x 36 mm of European manufacture to EN818-7
- Built-in load limiter
- Trolley to suit various flange profiles
- Anti-tilt & anti-drop plates
- High efficiency motor gearbox
- Heavy duty sealed wheel bearings
- Wheel profile to suit parallel or tapered flanges

**AVAILABLE OPTIONS**

- Marine specification
- Special paint systems
- Collision bumpers
- Corrosion protection
- ATEX zone 1 specification

- Chain collectors (galvanised or stainless steel)
- Articulated trolley
- Low headroom units
- Rack & pinion drive
- Travel limits
- Air service units
- Festoon systems
- Radio remote control
- Optional travel speeds
- Beam brake

**RECOMMENDED SMC AIR TREATMENT UNIT**

TMH-3000 & TMH-6000/2: AC60-F10DM-8-B  
 TMH-9000/3: SO-112392-AC825-14

**STANDARD VERSION OR SPARK RESISTANT VERSION**

The low head room trolleys are available as standard version (ordernumber TMH-...-LHR) or as spark resistant version with bronze wheels, bronze coated hooks for explosion dangerous areas (ordernumber TMH-...-LHR/ATEX) with ATEX certificate.



ATEX MARKING

**STANDARD ATEX:**

**GAS**  
II 3G Ex h IIA T4 Gc  
**DUST**  
II 3D Ex h IIIA 135°C Dc

**OPTIONAL ATEX:**

**GAS**  
II 2G Ex h IIB T4 Gb  
**DUST**  
II 2D Ex h IIIB 135°C Db

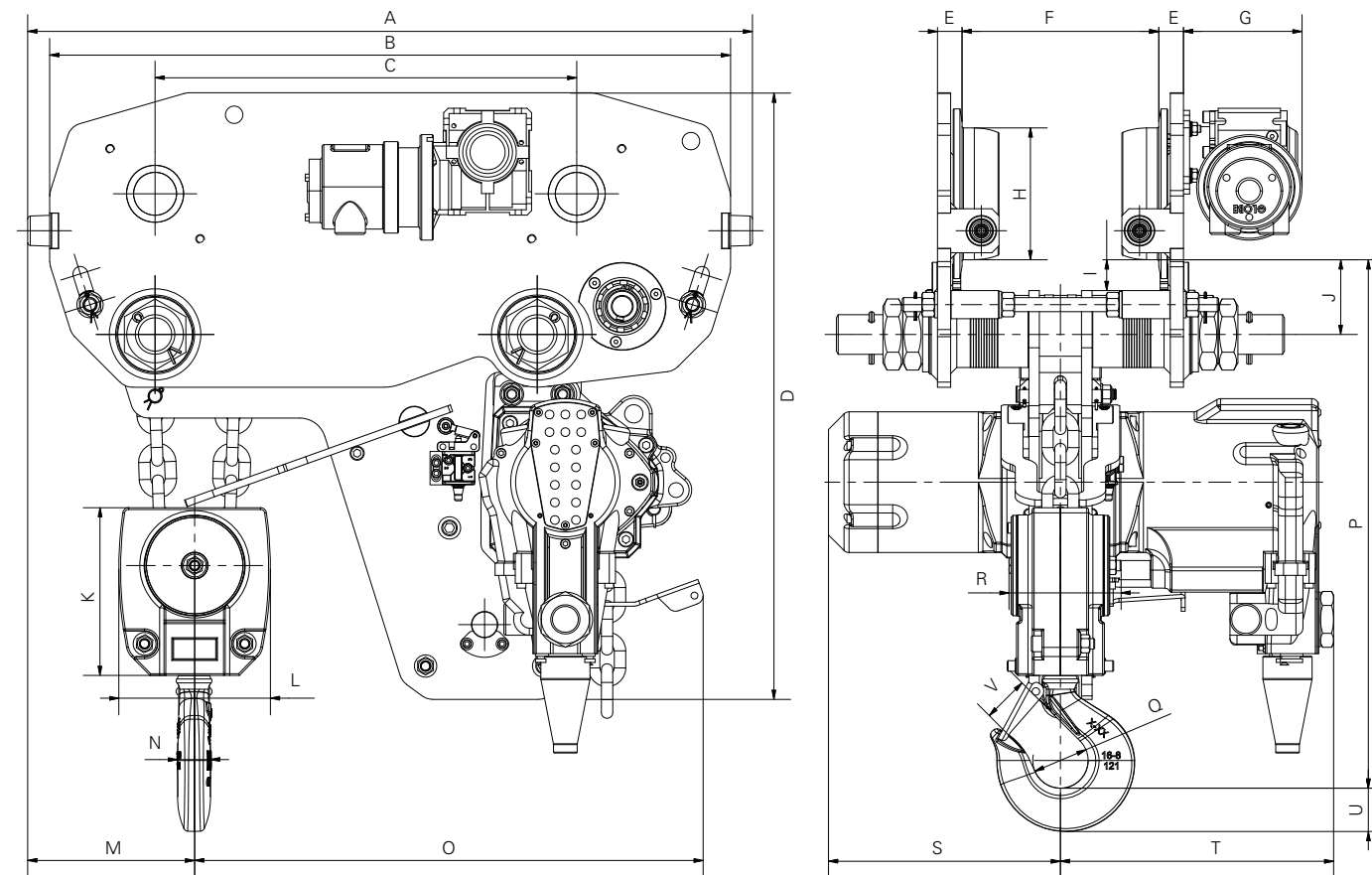
**GAS**  
II 2G Ex h IIC T4 Gb  
**DUST**  
II 2D Ex h IIIC 135°C Db

**PENDANT CONTROL**



# LOW HEADROOM

TMH-LHR Serie (3.000, 6.000 & 9.000 kg)



Model	A	B	C	D	E	F	G	H	I	J	K
TMH-3000-LHR	825	775	480	690	28	110~300	135	ø150	35 max.	85	72
TMH-6000-LHR	825	775	480	690	28	110~300	135	ø150	35 max.	85	191
TMH-9000-LHR	1030	980	650	735	33	110~300	185	ø150	50 max.	105	200

Model	L	M	N	O	P	Q	R	S	T	U	V
TMH-3000-LHR	85	240	40	528	488	ø48	80	264	314	46	39
TMH-6000-LHR	173	190	37	579	505	ø63	127	264	311	49	52
TMH-9000-LHR	270	305	43	624	565	ø75	130	264	311	60	53

All measurements are in mm / Information subject to change without notice

**NOTE**

- Design can be modified to suit smaller flange sizes.




# LOW HEADROOM

TMH-LHR Serie (12.000 & 15.000 kg)



TMH-12000/4-LHR



TMH-15000/5-LHR

Type	TMH-12000/4-LHR	TMH-15000/5-LHR
WLL	12.000 kg	15.000 kg
Chain falls	4	5
Chain size	13 x 36 mm	13 x 36 mm
Lifting speed full load	1,35 m/min.	1,08 m/min.
Lifting speed w/o load	2,7 m/min.	2,16 m/min.
Lowering speed full load	2,55 m/min.	2,04 m/min.
Travel speed	6 m/min.	6 m/min.
Hoist air consumption	56 l/sec	56 l/sec
Trolley air consumption	40 l/sec	40 l/sec
Inlet connection	PT 1"	PT 1"
Weight with 3h hol	400 kg	550 kg
Additional metre hol	15,2 kg	19,0 kg
Flange range	110 - 300 mm	110 - 300 mm

## STANDARD FEATURES

- Toku rotary vane motor
- ATEX zone 2 specification
- Robust 3 step planetary gearbox
- Failsafe automatic internal disc brake
- Choice of pendant controls or control stations
- Mechanical upper & lower switches
- Cast steel housing
- Internal silencing down to 82 dB(A)
- Alloy safety swivel hooks with safety catch
- Load chain 13 x 36 mm of European manufacture to EN818-7
- Built-in load limiter
- Trolley to suit various flange profiles
- Anti-tilt & anti-drop plates
- High efficiency motor gearbox
- Heavy duty sealed wheel bearings
- Wheel profile to suit parallel or tapered flanges

## AVAILABLE OPTIONS

- Marine specification
- Special paint systems
- Collision bumpers
- Corrosion protection

- ATEX zone 1 specification
- Chain collectors (galvanised or stainless steel)
- Articulated trolley
- Low headroom units
- Rack & pinion drive
- Travel limits
- Air service units
- Festoon systems
- Radio remote control
- Optional travel speeds
- Beam brake

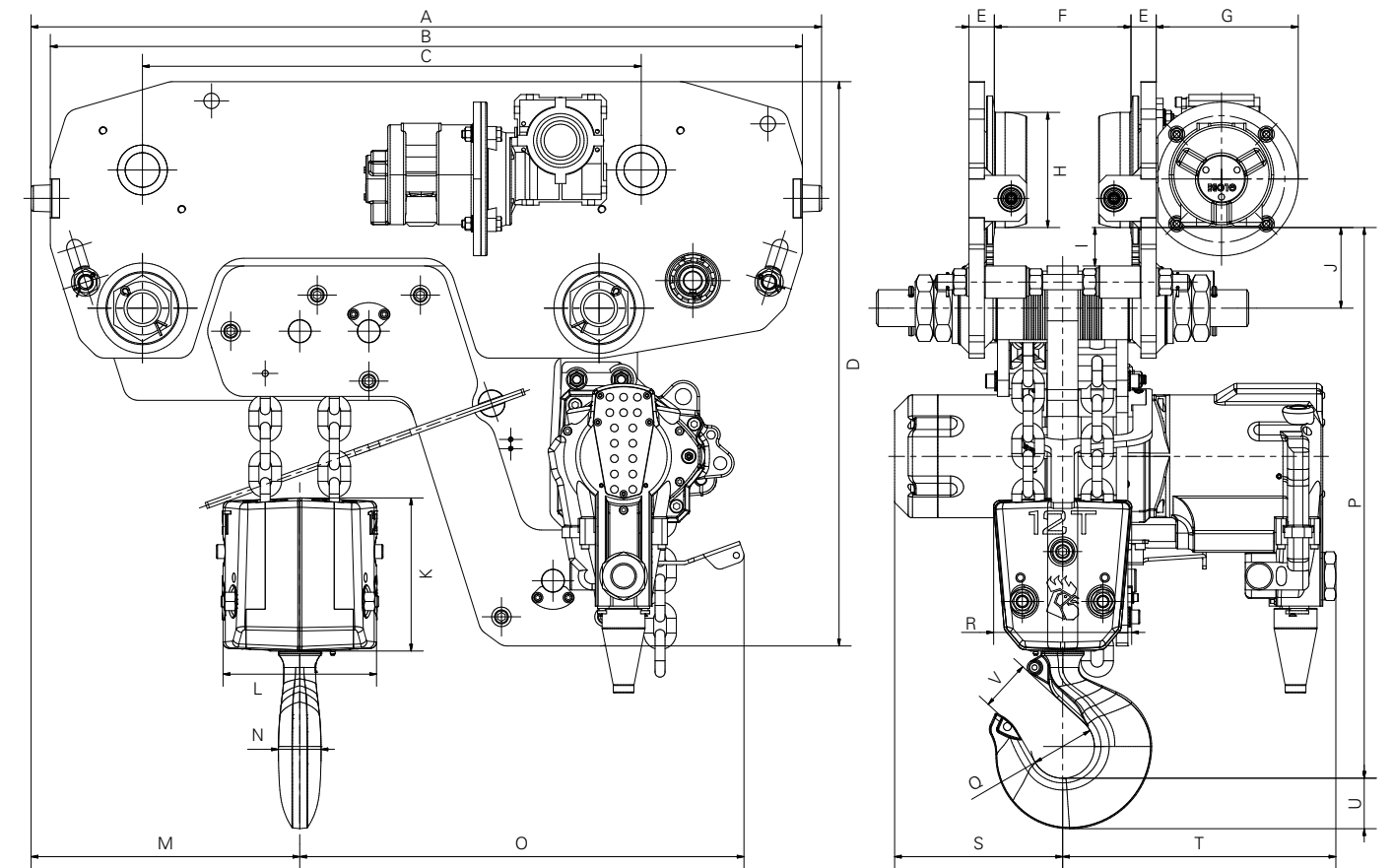
## RECOMMENDED SMC AIR TREATMENT UNIT AC40-F04DM-8-B

## STANDARD VERSION OR SPARK RESISTANT VERSION

The low head room trolleys are available as standard version (ordernumber TMH-...-LHR) or as spark resistant version with bronze wheels, bronze coated hooks for explosion dangerous areas (ordernumber TMH-...-LHR/ATEX) with ATEX certificate.

# LOW HEADROOM

TMH-LHR Serie (12.000 & 15.000 kg)



Model	A	B	C	D	E	F	G	H	I	J	K
TMH-12000/4-LHR	1030	980	650	735	33	140~300	185	ø150	50 max.	105	200
TMH-15000/5-LHR	1065	1015	645	760	40	155~300	194	ø180	50 max.	105	220

Model	L	M	N	O	P	Q	R	S	T	U	V
TMH-12000/4-LHR	200	350	57	579	600 min.	ø84	180	219	356	67	58
TMH-15000/5-LHR	305	303	52	640	620 min.	ø84	200	300	275	67	58

All measurements are in mm / Information subject to change without notice



ATEX MARKING

## STANDARD ATEX:

**GAS**  
II 3G Ex h IIA T4 Gc  
**DUST**  
II 3D Ex h IIIA 135°C Dc

## OPTIONAL ATEX:

**GAS**  
II 2G Ex h IIB T4 Gb  
**DUST**  
II 2D Ex h IIIB 135°C Db

**GAS**  
II 2G Ex h IIC T4 Gb  
**DUST**  
II 2D Ex h IIIC 135°C Db

## PENDANT CONTROL



## NOTE


- Design can be modified to suit smaller flange sizes.

# LOW HEADROOM


TMH-LHR Serie (10.000, 15.000 & 20.000 kg)



TMH-15/3-LHR



TMH-10/2-LHR



TMH-20/4-LHR

Type	TMH-10/2-LHR	TMH-15/3-LHR	TMH-20/4-LHR
WLL	10.000 kg	15.000 kg	20.000 kg
Chain falls	2	3	4
Chain size	16 x 45 mm	16 x 45 mm	16 x 45 mm
Lifting speed full load	1,6 m/min.	1,05 m/min.	0,8 m/min.
Lifting speed w/o load	3,3 m/min.	2,2 m/min.	1,6 m/min.
Lowering speed full load	3,2 m/min.	2,1 m/min.	1,6 m/min.
Travel speed	8 m/min.	6,8 m/min.	6 m/min.
Hoist air consumption	58 l/sec	58 l/sec	58 l/sec
Trolley air consumption	40 l/sec	40 l/sec	40 l/sec
Inlet connection	PT 1"	PT 1"	PT 1"
Weight with 3h hol	465 kg	675 kg	610 kg
Additional metre hol	11,4 kg	17,1 kg	22,8 kg
Flange range	160 - 300 mm	145 - 300 mm	110 - 300 mm

**STANDARD FEATURES**

- Toku rotary vane motor
- ATEX zone 2 specification
- Robust 3 step planetary gearbox
- Failsafe automatic internal disc brake
- Choice of pendant controls or control stations
- Mechanical upper & lower switches
- Cast steel housing
- Internal silencing down to 82 dB(A)
- Alloy safety swivel hooks with safety catch
- Load chain 13 x 36 mm of European manufacture to EN818-7
- Built-in load limiter
- Trolley to suit various flange profiles
- Anti-tilt & anti-drop plates
- High efficiency motor gearbox
- Heavy duty sealed wheel bearings
- Wheel profile to suit parallel or tapered flanges

**AVAILABLE OPTIONS**

- Marine specification
- Special paint systems
- Collision bumpers
- Corrosion protection

- ATEX zone 1 specification
- Chain collectors (galvanised or stainless steel)
- Articulated trolley
- Low headroom units
- Rack & pinion drive
- Travel limits
- Air service units
- Festoon systems
- Radio remote control
- Optional travel speeds
- Beam brake

**RECOMMENDED SMC AIR TREATMENT UNIT**  
SO-112392-AC825-14

**STANDARD VERSION OR SPARK RESISTANT VERSION**

The low head room trolleys are available as standard version (ordernumber TMH-...-LHR) or as spark resistant version with bronze wheels, bronze coated hooks for explosion dangerous areas (ordernumber TMH-...-LHR/ATEX) with ATEX certificate.



ATEX MARKING

**STANDARD ATEX:**

**GAS**  
II 3G Ex h IIA T4 Gc  
**DUST**  
II 3D Ex h IIIA 135°C Dc

**OPTIONAL ATEX:**

**GAS**  
II 2G Ex h IIB T4 Gb  
**DUST**  
II 2D Ex h IIIB 135°C Db

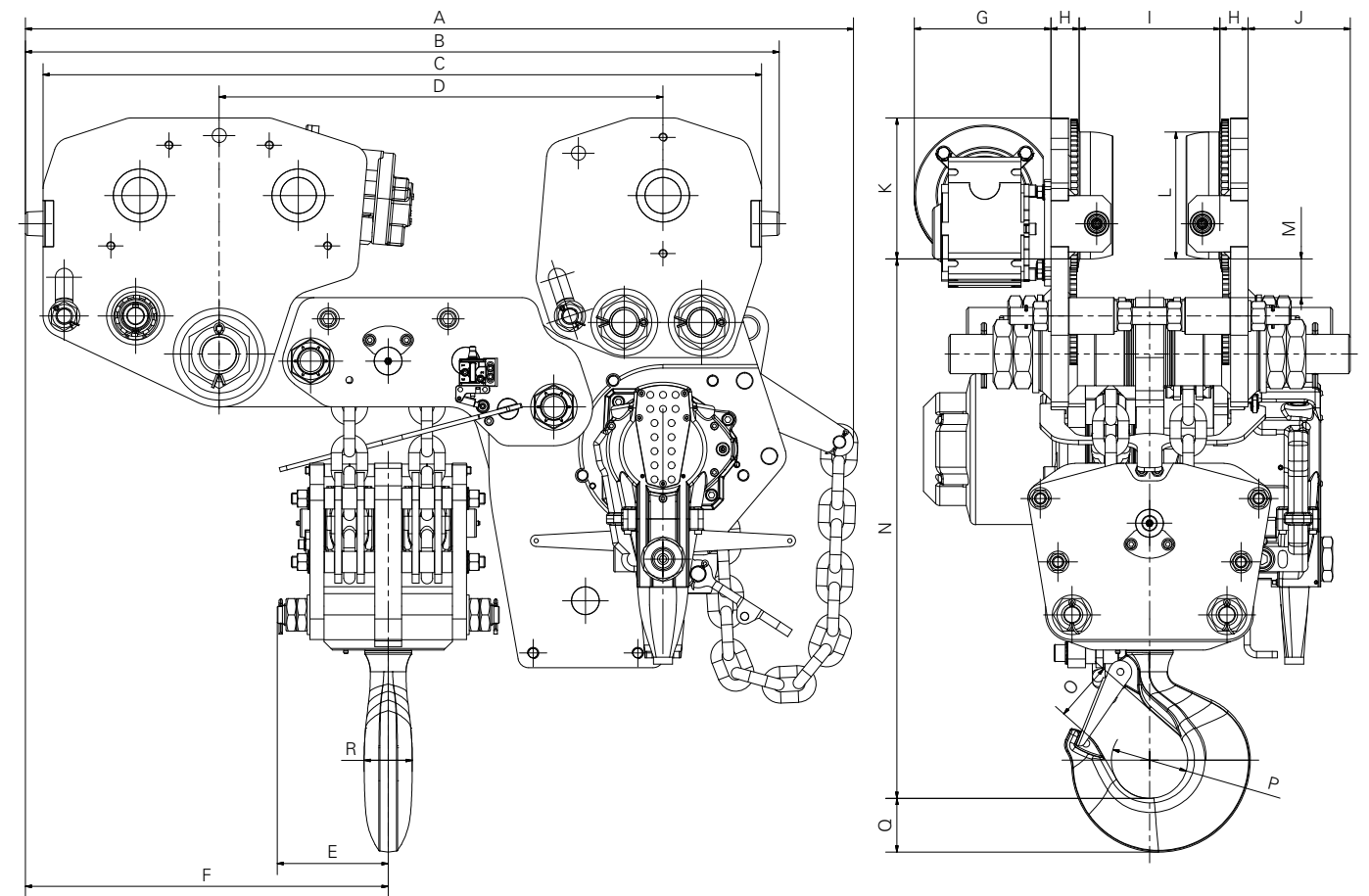
**GAS**  
II 2G Ex h IIC T4 Gb  
**DUST**  
II 2D Ex h IIIC 135°C Db

**PENDANT CONTROL**



# LOW HEADROOM

TMH-LHR Serie (10.000, 15.000 & 20.000 kg)



Model	A	B	C	D	E	F	G	H	I
TMT-10/2-LHR	948	790	740	515	107	273	123	35	160-300
TMH-15/3-LHR	1165	1040	990	690	180	435	140	48	145-300
TMH-20/4-LHR	1175	1070	1020	630	157,5	515	194	40	110-300

Model	J	K	L	M	N	O	P	Q	R
TMT-10/2-LHR	194	/	ø180	50 max.	560	45	ø60	65	35
TMH-15/3-LHR	207	/	ø225	50 max.	646	58	ø84	67	52
TMH-20/4-LHR	145	200	ø180	55 max.	695 min.	78	ø110	80	64

All measurements are in mm / Information subject to change without notice


**NOTE**

- Design can be modified to suit smaller flange sizes.



# ULTRA LOW HEADROOM

TMH-ULHR Serie (6.000 & 12.000 kg)



TMH-6000/2-ULHR

Type	TMH-6000/2-ULHR	TMH-12000/4-ULHR
WLL	6.000 kg	12.000 kg
Chain falls	2	4
Chain size	13 x 36 mm	13 x 36 mm
Lifting speed full load	2,7 m/min.	1,35 m/min.
Lifting speed w/o full load	5,4 m/min.	2,7 m/min.
Lowering speed full load	5,1 m/min.	2,55 m/min.
Travel speed	9 m/min.	6 m/min.
Hoist air consumption	56 l/sec	56 l/sec
Trolley air consumption	25 l/sec	40 l/sec
Inlet connection	PT 1"	PT 1"
Weight with 3h hol	400 kg	465 kg
Additional metre hol	7,6 kg	15,2 kg
Flange range	100 - 300 mm	110 - 300 mm

## STANDARD FEATURES

- Toku rotary vane motor
- ATEX zone 2 specification
- Robust 3 step planetary gearbox
- Failsafe automatic internal disc brake
- Choice of pendant controls or control stations
- Mechanical upper & lower switches
- Cast steel housing
- Internal silencing down to 82 dB(A)
- Alloy safety swivel hooks with safety catch
- Load chain 13 x 36 mm of European manufacture to EN818-7
- Built-in load limiter
- Trolley to suit various flange profiles
- Anti-tilt & anti-drop plates
- High efficiency motor gearbox
- Heavy duty sealed wheel bearings
- Wheel profile to suit parallel or tapered flanges

## AVAILABLE OPTIONS

- Marine specification
- Special paint systems
- Collision bumpers

- Corrosion protection
- ATEX zone 1 specification
- Chain collectors (galvanised or stainless steel)
- Articulated trolley
- Low headroom units
- Rack & pinion drive
- Travel limits
- Air service units
- Festoon systems
- Radio remote control
- Other travel speeds
- Beam brake

## RECOMMENDED SMC AIR TREATMENT UNIT

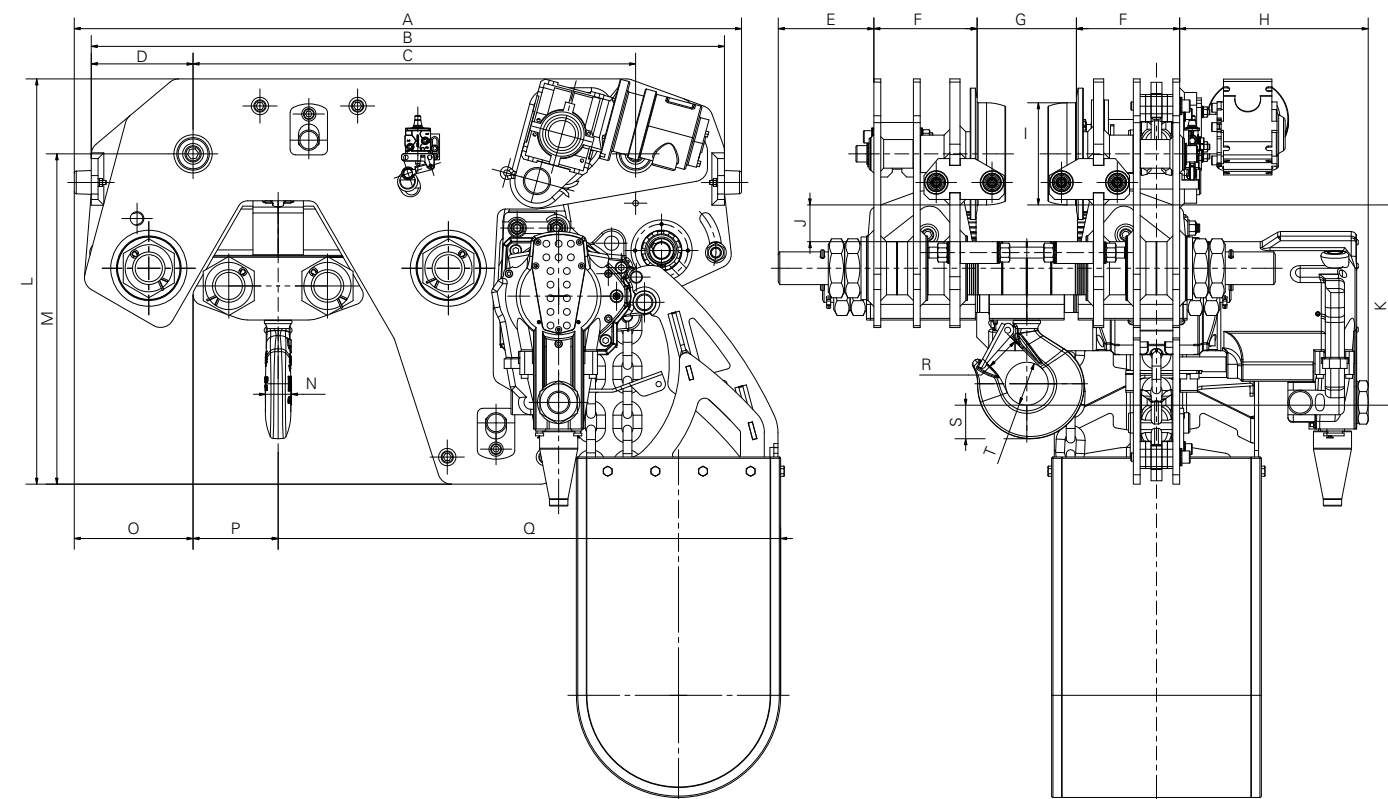
SO-112392-AC825-14

## STANDARD VERSION OR SPARK RESISTANT VERSION

The low head room trolleys are available as standard version (ordernumber TMH-...-ULHR) or as spark resistant version with bronze wheels, bronze coated hooks for explosion dangerous areas (ordernumber TMH-...-ULHR) with ATEX certificate.

# ULTRA LOW HEADROOM

TMH-ULHR Serie (6.000 & 12.000 kg)



Model	A	B	C	D	E	F	G	H	I	J
TMH-6000/2-ULHR	980	930	650	150	140	152	100~300	ø277	ø150	54 max.
TMH-12000/4-ULHR	980	930	650	150	140	152	100~300	ø277	ø150	54 max.

Model	K	L	M	N	O	P	Q	R	S	T
TMH-6000/2-ULHR	294 min.	595	485	37	175	125	738	43 max.	49	ø62
TMH-12000/4-ULHR	294 min.	595	485	37	175	125	738	43 max.	49	ø62

All measurements are in mm / Information subject to change without notice



ATEX MARKING

## STANDARD ATEX:

**GAS**  
II 3G Ex h IIA T4 Gc  
**DUST**  
II 3D Ex h IIIA 135°C Dc

## OPTIONAL ATEX:

**GAS**  
II 2G Ex h IIB T4 Gb  
**DUST**  
II 2D Ex h IIIB 135°C Db

**GAS**  
II 2G Ex h IIC T4 Gb  
**DUST**  
II 2D Ex h IIIC 135°C Db

## PENDANT CONTROL



## NOTES

- Design can be modified to suit smaller flange sizes.
- At this moment the dimensions and drawings of the TMH-12000/4-ULHR are only available on request or check our website for the most up-to-date information.

# ULTRA LOW HEADROOM

TMH-ULHR Serie (10.000 & 20.000 kg)



TMH-10/2-ULHR

Type	TMH-10/2-ULHR	TMH-20/4-ULHR
WLL	10.000 kg	20.000 kg
Chain falls	2	4
Chain size	16x45 mm	16x45 mm
Lifting speed full load	1,6 m/min.	0,8 m/min.
Lifting speed w/o load	3,5 m/min.	1,6 m/min.
Lowering speed full load	3,2 m/min.	1,6 m/min.
Travel speed	6 m/min.	6 m/min.
Hoist air consumption	58 l/sec	58 l/sec
Trolley air consumption	40 l/sec	40 l/sec
Inlet connection	PT 1"	PT 1"
Weight with 3h hol	680 kg	1.155 kg
Additional metre hol	11,4 kg	22,8 kg
Flange range	230 - 300 mm	250 - 320 mm

## STANDARD FEATURES

- Toku rotary vane motor
- ATEX zone 2 specification
- Robust 3 step planetary gearbox
- Failsafe automatic internal disc brake
- Choice of pendant controls or control stations
- Mechanical upper & lower switches
- Cast steel housing
- Internal silencing down to 82 dB(A)
- Alloy safety swivel hooks with safety catch
- Load chain 13 x 36 mm of European manufacture to EN818-7
- Built-in load limiter
- Trolley to suit various flange profiles
- Anti-tilt & anti-drop plates
- High efficiency motor gearbox
- Heavy duty sealed wheel bearings
- Wheel profile to suit parallel or tapered flanges

## AVAILABLE OPTIONS

- Marine specification
- Special paint systems
- Collision bumpers

- Corrosion protection
- ATEX zone 1 specification
- Chain collectors (galvanised or stainless steel)
- Articulated trolley
- Low headroom units
- Rack & pinion drive
- Travel limits
- Air service units
- Festoon systems
- Radio remote control
- Other travel speeds
- Beam brake

## RECOMMENDED SMC AIR TREATMENT UNIT

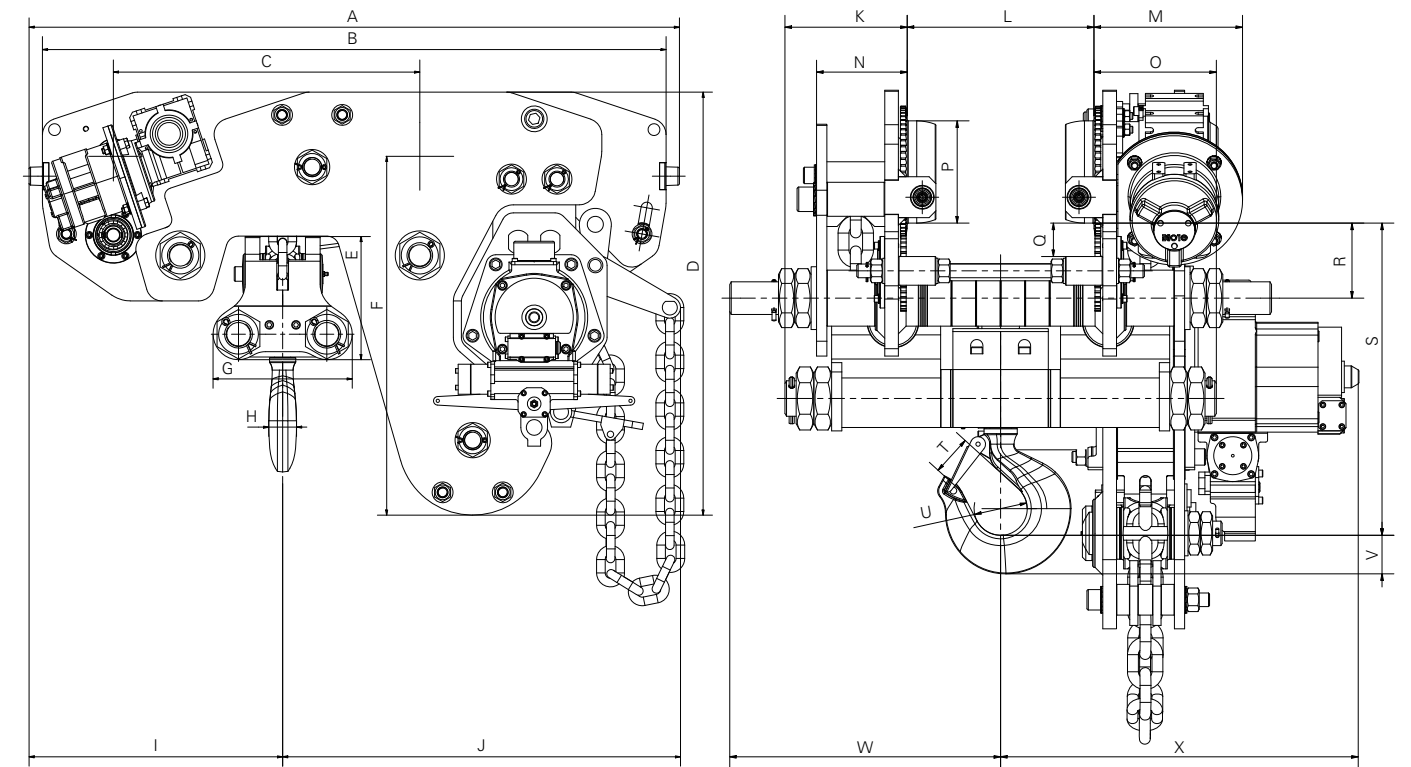
SO-112392-AC825-14

## STANDARD VERSION OR SPARK RESISTANT VERSION

The low head room trolleys are available as standard version (ordernumber TMH-...-ULHR) or as spark resistant version with bronze wheels, bronze coated hooks for explosion dangerous areas (ordernumber TMH-...-LHR/ATEX) with ATEX certificate.

# ULTRA LOW HEADROOM

TMH-ULHR Serie (10.000 & 20.000 kg)



Model	A	B	C	D	E	F	G	H	I	J	K	L
TMH-10/2-ULHR	1215	1165	573	790	230	670	260	43	474	743	180	230~300
TMH-20/4-ULHR	1215	1165	573	790	230	670	260	43	474	743	180	230~300

Model	M	N	O	P	Q	R	S	T	U	V	W	X
TMH-10/2-ULHR	218	133	180	ø150	50 max.	110	440	53	ø75	60	398	525
TMH-20/4-ULHR	218	133	180	ø150	50 max.	110	440	53	ø75	60	398	525

All measurements are in mm / Information subject to change without notice



ATEX MARKING

## STANDARD ATEX:

**GAS**  
II 3G Ex h IIA T4 Gc  
**DUST**  
II 3D Ex h IIIA 135°C Dc

## OPTIONAL ATEX:

**GAS**  
II 2G Ex h IIB T4 Gb  
**DUST**  
II 2D Ex h IIIB 135°C Db

**GAS**  
II 2G Ex h IIC T4 Gb  
**DUST**  
II 2D Ex h IIIC 135°C Db

## PENDANT CONTROL



## NOTES

- Design can be modified to suit smaller flange sizes.
- At this moment the dimensions and drawings of the TMH-12000/4-ULHR are only available on request or check our website for the most up-to-date information.



# BIG BAG HANDLING HOISTS

*Safe Working Load 1 to 2,5 tonne*

We offer three capacities of Big Bag handling hoists designed to meet the special requirements of handling bags of product. With 1 tonne, 2 tonne and 2,5 tonne capacities these cover most requirements, but we can design for larger capacities if necessary. With one load hook the frame dimensions can be varied if required to give the cruciform the maximum lifting height keeping clear of the hoist frame and the chain collector.

Specifically designed for Big Bag handling, our hoists have a rugged and extremely compact design giving the best possible approach distance. Heavy duty load chain is used to reduce excess wear caused by the movement of the cruciform and bag while lifting.

Due to the dusty environment of Big Bag handling, it's important that the load chain and the drive teeth on the trolley wheels are regularly inspected for wear, cleaned and kept lubricated. If exhaust oil or moisture is a concern, the exhaust air from the hoist and trolley can be piped away to a safe area. As with all Red Rooster hoists and trolleys our units are also available in ATEX version.



Type	TCR-1000LH/BB-ATX	TCR-2000LH/BB-ATX	TMH-3000LH/BB-ATX
WLL	1.000 kg	2.000 kg	2.500 kg
Chain falls	1	2	1
Chain size	7,1 x 21 mm	7,1 x 21 mm	13 x 36 mm
Lifting speed full load	6 m/min.	3 m/min.	5,4 m/min.
Lifting speed no load	11,3 m/min.	5,7 m/min.	10,8 m/min.
Hoist air consumption	25 l/sec	25 l/sec	68 l/sec
Trolley air consumption	25 l/sec	25 l/sec	25 l/sec
Air pressure	0,4-0,63 MPa	0,4-0,63 MPa	0,4-0,63 MPa
Air connection	PT 1/2"	PT 1/2"	PT 3/4"
Weight with 3 m HOL	140 kg	155 kg	210 - 250 kg
Extra weight per metre	1,1 kg	2,2 kg	3,8 kg
Trolley travel speed	6 m/min.	6 m/min.	6 m/min.
Flange range (mm)	140-300	140-300	160-300

#### RECOMMENDED SMC AIR TREATMENT UNIT

TCR-1000LH/BB-ATX & TCR-2000LH/BB-ATX: AC40-F04DM-8-B

TMH-3000LH/BB-ATX: AC60-F10DM-8-B



ATEX MARKING

#### STANDARD ATEX:

**GAS**  
II 3G Ex h IIA T4 Gc

**DUST**  
II 3D Ex h IIIA 135°C Dc

#### OPTIONAL ATEX:

**GAS**  
II 2G Ex h IIB T4 Gb

**DUST**  
II 2D Ex h IIIB 135°C Db

**GAS**  
II 2G Ex h IIC T4 Gb


**DUST**  
II 2D Ex h IIIC 135°C Db

#### PENDANT CONTROL



# ARTICULATED TROLLEYS

*Workload 500 kg to 25 tonne*



#### SAFE WORKING LOAD 500 KG TO 25 TONNE

Red Rooster articulated trolleys are available as manual-, geared- and air driven units designed to operate with our range of manual, pneumatic chain hoists, pneumatic wire rope hoists and can be easily adapted to your specifications and/or different hoist models.

These trolleys are used on a curved beam with tight radius that standard trolleys could not travel around. The design of these units varies on the WLL, flange size, the application and the type of hoist fitted. We can supply our articulated

trolleys as ATEX version, low headroom and even ultra low headroom. These versions can also be fitted with beam brakes, suit various beam types or sizes and all other options you expect from Red Rooster trolleys. With our articulated trolley design based on our standard trolleys most parts are readily available and are designed to be largely maintenance free, with low wear and a long service life. Due to the variation in the designs it is not practical to give all the sizes and specifications for the range of trolleys available. Individual drawings and specifications are available on request.

# RACK & PINION

Working Load Limit 0,5 to 25 tonne

Red Rooster Rack & Pinion trolleys have been developed with high efficiency gear boxes with a rack and pinion drive mechanism to drive the trolley and hold in the required position for use on vessels or floating installations. We can supply trolleys with capacities from 500 kg to 25 tonne to suit various beam and rack modules for monorail trolley hoists and overhead travelling cranes.

The trolleys can either be geared or air driven with operating speeds to match our standard trolleys and can be fitted on to our low headroom, ultra low headroom or BOP trolleys.



Model	Capacity	Travel speed	Air flow	Air pressure	Flange range	Hose ID trolley
AT2S-RP	0,5 + 1 tonne	6 m/min.	25 l/sec	0,4-0,63 MPa	80-300	0,5"
AT2S-RP	2 tonne	6 m/min.	25 l/sec	0,4-0,63 MPa	80-300	0,5"
AT3S-RP	3 tonne	6 m/min.	25 l/sec	0,4-0,63 MPa	120-300	0,5"
AT6S-RP	6 tonne	6 m/min.	25 l/sec	0,4-0,63 MPa	130-300	0,5"
AT10S-RP	10 tonne	6 m/min.	40 l/sec	0,4-0,63 MPa	150-300	0,75"
AT15S-RP	15 tonne	6 m/min.	40 l/sec	0,4-0,63 MPa	150-300	0,75"
AT20S-RP	20 tonne	4 m/min.	80 l/sec	0,4-0,63 MPa	150-300	0,75"
AT25S-RP	25 tonne	4 m/min.	80 l/sec	0,4-0,63 MPa	150-300	0,75"

**VARIOUS SPEEDS AVAILABLE**

- Offshore version with corrosion protection
- Special paint systems
- Available on low headroom and ultra-low headroom trolleys
- Special designs
- Travel limits
- Available in ATEX version
- Temperature range -20°C to +70°C (-10°C to +70°C as standard)

**RECOMMENDED SMC AIR TREATMENT UNIT**

AT2S-RP up to AT15S-RP: AC40-F04DM-8-B  
 AT20S-RP & AT25S-RP: SO-112392-AC825-14



**STANDARD ATEX:**

**GAS**  
 II 3G Ex h IIA T4 Gc  
**DUST**  
 II 3D Ex h IIIA 135°C Dc

**OPTIONAL ATEX:**

**GAS**  
 II 2G Ex h IIB T4 Gb  
**DUST**  
 II 2D Ex h IIIB 135°C Db

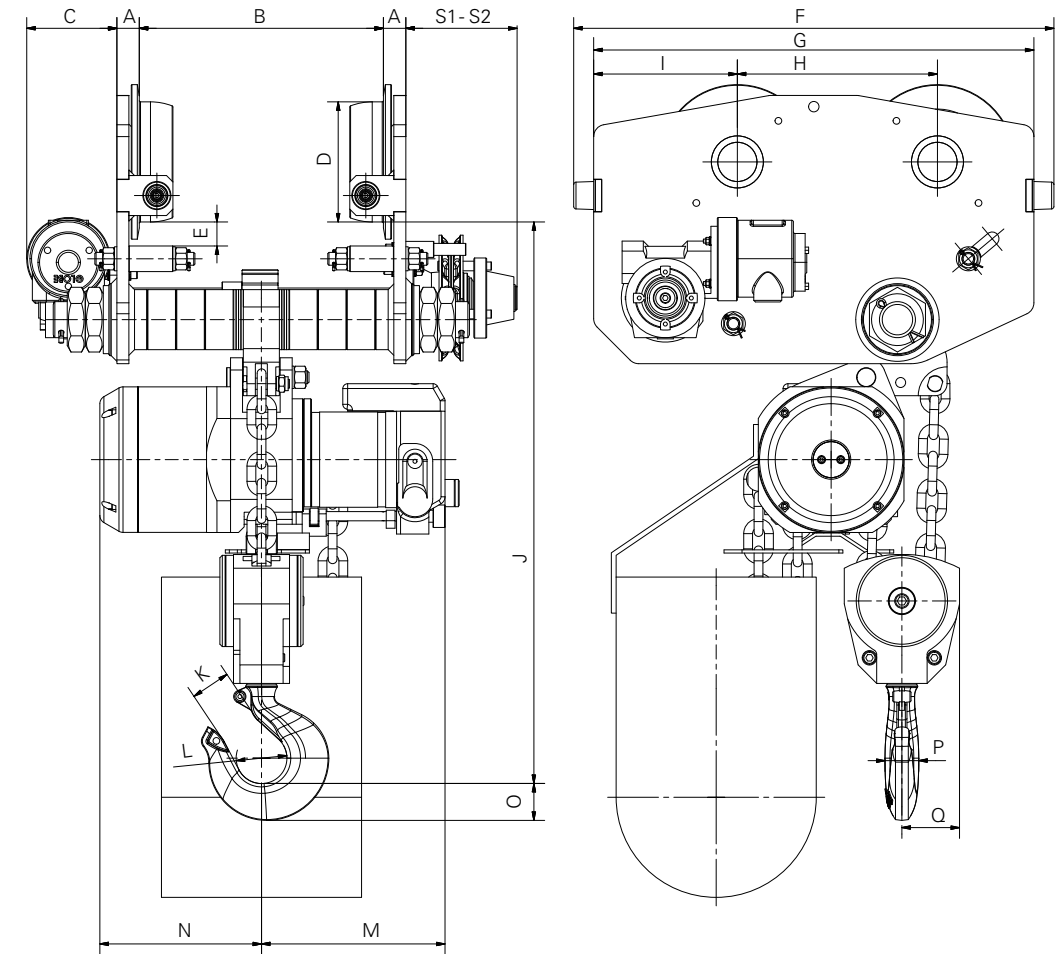
**GAS**  
 II 2G Ex h IIC T4 Gb  
**DUST**  
 II 2D Ex h IIIC 135°C Db

**PENDANT CONTROL**



# RACK & PINION

Working Load Limit 0,5 to 25 tonne



\*S1: version with brake  
 \*\*S2: version without brake

Model	A	B	C	D	E	F	G	H	I	J
AT2S-RP	21	TBC	115	70	30	460	410	175	174	495/530
AT2S-RP	21	TBC	115	70	30	460	410	175	174	555
AT3S-RP	25	TBC	115	100	30	485	435	185	180	645
AT6S-RP	28	TBC	115	150	30	600	550	250	180	715
AT10S-RP	33	TBC	185	150	50	620	570	224	220	940
AT15S-RP	40	TBC	185	180	50	690	640	260	280	1.190
AT20S-RP	53	TBC	215	240	55	1.020	970	400	340	1.250
AT25S-RP	53	TBC	215	240	55	1.020	970	400	340	1.400

Model	K	L	M	N	O	P	Q	S1*	S2**	-
AT2S-RP	29	40	186	156	29,5	25	20	139	32	
AT2S-RP	29	45	185	155	37	30	54	139	32	
AT3S-RP	34	50	240	200	45	35	31	139	35	
AT6S-RP	42	65	250	200	49	42	72	139	32	
AT10S-RP	40	60	310	250	62	55	107	177	22	
AT15S-RP	58	84	310	250	67	52	197	177	30	
AT-20S-RP	78	110	315	245	80	64	265	177	35	
AT25S-RP	80	125	345	365	103	82	165	177	35	

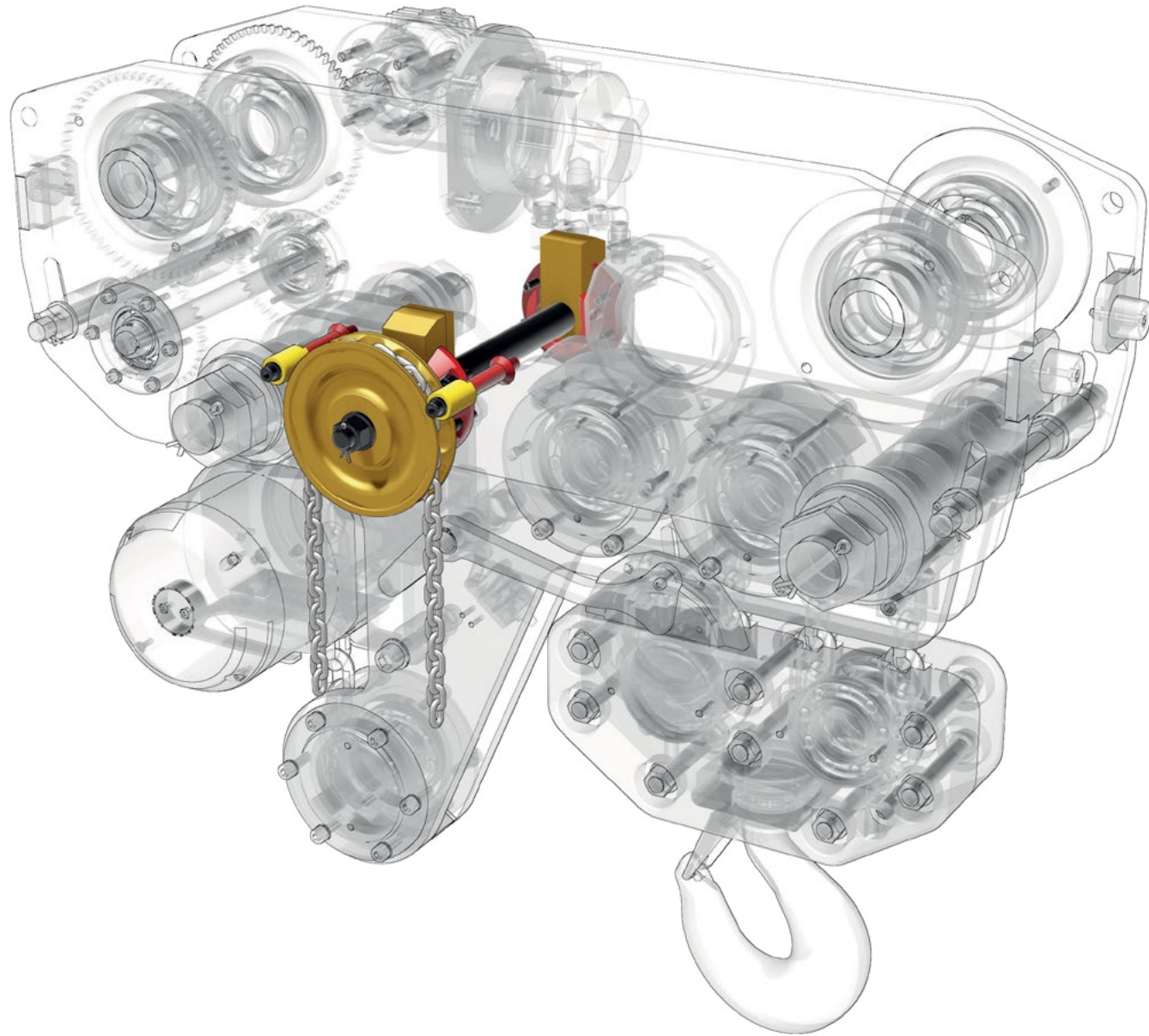
All measurements are in mm / Information subject to change without notice



# TROLLEY & PARKING BRAKES

## Trolley with Beam Brakes

Red Rooster pneumatic trolleys can be fitted with several types of brakes, depending on the model, capacity and trolley speed.



Standard air, low headroom, ultra low headroom and articulated trolleys are fitted with a self-braking gearbox which will hold the trolley in position when it stops travelling. A separate air operated motor disc brake can also be fitted between the air motor and the gearbox to hold the trolley in position.

This brake is automatically engaged when the travel stops. On a rack and pinion drive this brake also locks the trolley in position when not in use. This brake can be used on rack

and pinion trolleys, standard and low headroom. Beam brakes can be fitted to all types of trolleys and are applied by winding a hand chain wheel to tighten blocks on to the beam flange to lock the trolley in place. This brake is normally used to lock a trolley in position when not in use. Beam brakes can also be fitted to manual and geared trolleys to hold them in position when not in use. Red Rooster pneumatic trolleys can be fitted with several types of brakes, depending on the model, capacity and trolley speed.

# BOP HANDLING SYSTEMS

## TMH-BOP Serie (20, 30, 50, 60 & 75 tonne)

Red Rooster BOP hoist handling systems have been developed to be a reliable heavy duty hoist for use on land rigs, drilling rigs and platforms. The pair of TMH hoists in our BOP systems are of a standard headroom however we can also offer lower headroom versions if required. The bottom hook can be replaced with a clevis fitting to connect directly to the BOP lifting points.



	TMH-20T-BOP	TMH-30T-BOP	TMH-50T-BOP	TMH-60T-BOP	TMH-75T-BOP
Capacity	20 tonne	30 tonne	50 tonne	60 tonne	75 tonne
Twin Hoist System	2 x 10 tonne hoist	2 x 15 tonne hoist	2 x 25 tonne hoist	2 x 30 tonne hoist	2 x 37,5 tonne hoist
Weight 3 m HOL	375 kg per hoist	500 kg per hoist	1.100 kg per hoist	1.400 kg per hoist	1.850 kg per hoist
Chain falls	2	3	2	2	3
Chain size	16x45 mm	16x45 mm	23,5x66 mm	23,5x66 mm	23,5x66 mm
Lifting speed full load	1,6 m/min.	1,05 m/min.	1,4 m/min.	1,4 m/min.	0,9 m/min.
Lifting speed w/o load	3,5 m/min.	2,2 m/min.	2,7 m/min.	2,7 m/min.	1,8 m/min.
Hoist air consumption	71 l/sec	71 l/sec	180 l/sec	180 l/sec	180 l/sec
Travel speed	8 m/min.	6 m/min.	4 m/min.	4 m/min.	4 m/min.
Trolley air consumption	40 l/sec	40 l/sec	40 l/sec	40 l/sec	80 l/sec
Air pressure	0,4-0,63 MPa	0,4-0,63 MPa	0,4-0,63 MPa	0,4-0,63 MPa	0,4-0,63 MPa
Flange range (mm)	150 - 310	150 - 310	200 - 310	200 - 310	200 - 310
Closed height (mm)	1.025	1.200	1.300	1.300	1.425
Trolley wheels	4	4	4	4	8

### STANDARD FEATURES

- Design temperature -20°C to 70°C
- Articulated trolley headfitting for limited side pulling
- Overload protection
- Upper and lower limits
- Automatic fail safe disc brake on hoist
- Main air cut off valve
- Plated load chain
- Lifting points for easy installation

### AVAILABLE OPTIONS

- Explosion proof available in ATEX version
- Chain collector - galvanised or stainless steel
- Rack & pinion drive
- Offshore versions with corrosion protection
- Special paint systems
- Low headroom model
- Special designs
- Festoon systems
- Control consoles

### RECOMMENDED SMC AIR TREATMENT UNIT SO-112392-AC825-14



### STANDARD ATEX:

**GAS**  
II 3G Ex h IIA T4 Gc  
**DUST**  
II 3D Ex h IIIA 135°C Dc

### OPTIONAL ATEX:

**GAS**  
II 2G Ex h IIB T4 Gb  
**DUST**  
II 2D Ex h IIIB 135°C Db


**GAS**  
II 2G Ex h IIC T4 Gb  
**DUST**  
II 2D Ex h IIIC 135°C Db

### PENDANT CONTROL




# VARIOUS DESIGNS

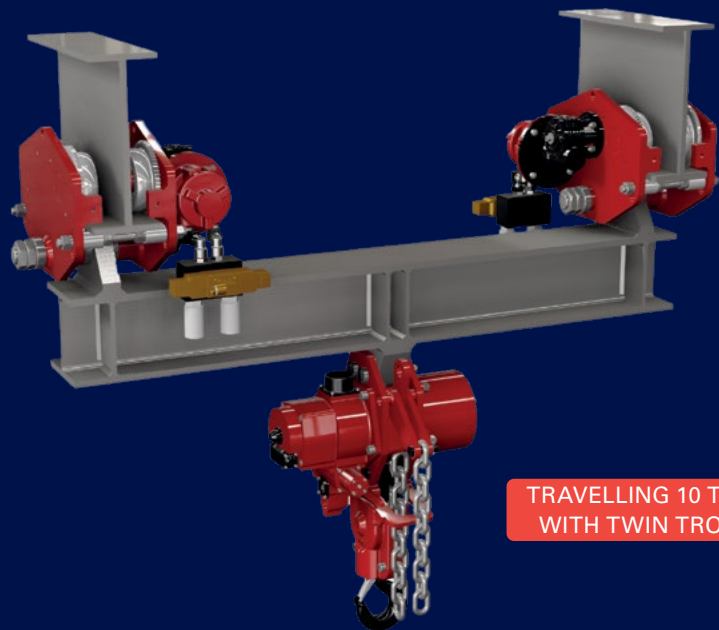
Below some additional examples of special designs.




ULTRA LOW HEADROOM ARTICULATED HOIST AND TROLLEY




WIRE ROPE HOIST ON ARTICULATED TROLLEY




TRAVELLING 10 TONNE HOIST WITH TWIN TROLLEY BEAM



COMBINED 2 TONNE AIR HOIST AND TROLLEY WITH BEAM BRAKE



WIRE ROPE HOIST AND TROLLEY SWL 13 TONNE



LOW HEADROOM EXTENDED FRAME

# VARIOUS DESIGNS



# ACCESSORIES





# ACCESSORIES

---

The proper choice of hoists is not the only element to take into consideration when you aim to improve productivity. Accessories that enable an operator more flexibility and avoid physical burden, can make a big difference and will increase the operators efficiency as well as decrease the occurrence of injuries. When an operator is supported through the use of a correct pendant control it is possible to work for longer hours with less stress and fatigue, and thus more safety.

Moving around the workplace through the use of pendant controls and the right chains increase flexibility while the use of proper air treatment equipment and the right lubricant avoids premature maintenance and risk of costly failures.

Rami Yokota can assist you in choosing the adequate accessories that suit your hoists and workplace. Resulting in less downtime on the production line and more safety and satisfaction among employees.

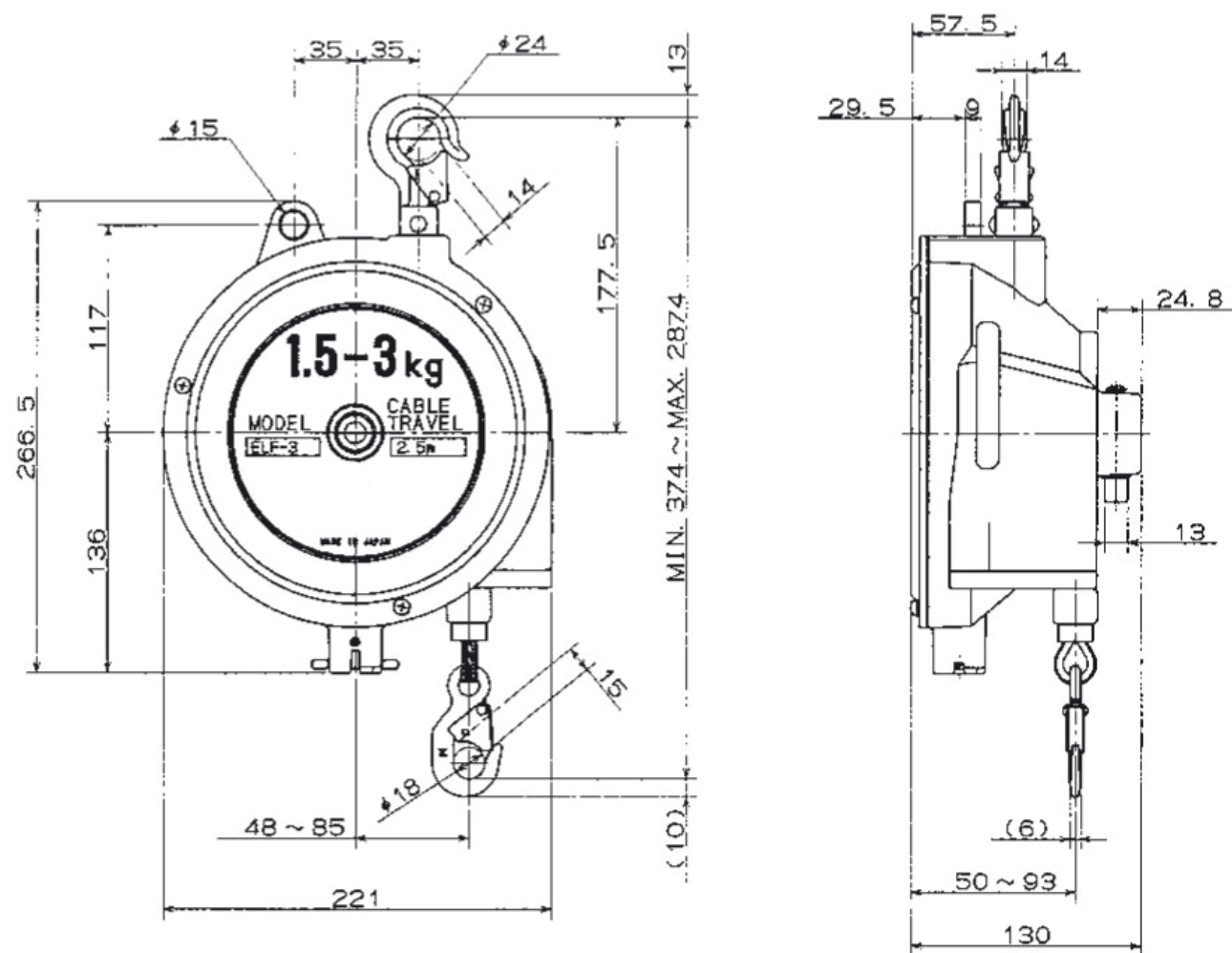




# BALANCERS

## Dimensions

You can find the dimensions of our spring balances on our website.



# BALANCERS

## Types

### BALANCERS

Type	Capacity kg	Cable length m	Weight kg
RRI-9001/1	0,5-1,5	2	0,5
RRI-9003/1	1-3	2	0,7
RRI-9005/1	2,5-5	2	0,9
TW-0	0,5-1,5	1	0,5
TW-3C	1-3	1,7	1,65
TW-5C	2,5-5	1,7	1,75
TW-6.5C	4-6,5	1,7	1,75
TW-9	4,5-9	1,3	3,4
TW-15	9-15	1,3	3,8
TW-22	15-22	1,5	7,2
TW-30	22-30	1,5	7,6
TW-40	30-40	1,5	9,8
TW-50	40-50	1,5	10,4
TW-60	50-60	1,5	11,6
TW-70	60-70	1,5	11,8
ETP-14	120-140	1,2	24,1
ETP-15	140-170	1,2	28,7
ETP-16	170-200	1,2	29,7



### SPRINGBALANCERS: HOSEREEL WITH INTEGRATED CABLE

Type	Capacity kg	Cable length m	Weight kg	Hose diameter mm	Air cons. l/min	Inlet thread
HTB-0	0,5-1,5	1,3	1,58	6,5	700	PT 1/4"
HTB-1	1,5-3	1,3	1,66	6,5	700	PT 1/4"
HTB-2	3-5	1,3	1,73	6,5	700	PT 1/4"



### SPRINGBALANCERS: LONG STROKE

Type	Capacity kg	Cable length m	Weight kg
ELF-3	1,5-3	2,5	4,1
ELF-5	3-5	2,5	4,2
ELF-9	5-9	2,5	4,7
ELF-15	9-15	2,5	10
ELF-22	15-22	2,5	10,2
ELF-30	22-30	2,5	11
ELF-40	30-40	2,5	14
ELF-50	40-50	2,5	14,5
ELF-60	50-60	2,5	17
ELF-70	60-70	2,5	18



### EXTRA SAFETY

The models ETP, ELF and TW from TW-9 upwards have a safety mechanism which activates in case of spring breakage. These models also have a locking button for easy tool changes.

# CONTROLS

Red Rooster has a wide range of accessories available that can be supplied along with your hoist or at a later date to make sure our hoist meets your needs.



- Emergency Stop valves
- Bronze sprayed or stainless steel hooks
- Lubrication oil
- Standard, case hardened or stainless steel load chains
- Various air supply systems to your hoist, trolley or crane
- Range of pendants
- SMC air service units
- Travel limit valves
- Special paint
- Chain collectors (PVC, galvanised or stainless steel)
- Air regulators

## CORD CONTROL

Can be supplied at any length. Gives direct control to the limit level which is connected to the control valve to giving variable speed control. Cord control is available on all capacities of hoists.



## PENDANT CONTROL - TCS-P

Comes as standard on pendant control TCR/TCS/TMH hoists which has two levers for superb speed control and has an emergency stop. This is an indirect pendant control.



## PENDANT CONTROL TYPE DP

Comes as standard on pendant control TCR mini hoist which has two levers for superb speed control and an emergency stop. This is a direct pendant type.



## NEW 4 BUTTON PENDANT CONTROL

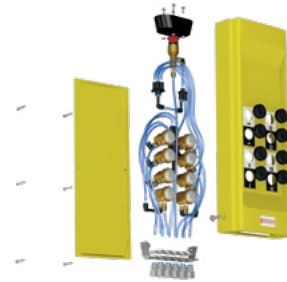
4 Button pendant control, with emergency stop, to control our hoists and trolleys. The pendant control has superb hoist speed control.



## PENDANT CONTROL - RRI-M AND RRI-MO

Available as either the Marine version fitted with 1/4" rubber hoses or the Marine Offshore version fitted with hoses and stainless steel valves. The housing is easily held in one hand with easy to use buttons all guarded to prevent inadvertent use. Suitable for use in aggressive environments and available in 2, 4 & 6 station versions.

# VARIOUS PRODUCTS



## RED ROOSTER PNEUMATIC CRANES

Both the RRI-VTP of the RRI-VTP/M are available in multi-button options to give a range of options for full control.



## CONTROL BOXES TYPE - CB

We can build the same valves we use in our RRI pendants buttons into wall mounted control boxes. They are available with 2, 4, 6 or 8 stations c/w an emergency stop.



## MAIN AIR SHUT OFF VALVE

All pneumatic hoists can be fitted with a main air valve to cut off the air supply. This is controlled via the emergency stop button on the pendant.



## RED ROOSTER RADIO CONTROLS

When excessive distances between the control location and the hoist become a problem Red Rooster can offer a radio control option that is easily fitted to any of our hoists, trolleys or cranes. This system offers a safe option to long control lines and is available in standard and ATEX versions.

## EMPLOYABILITY

Developed to replace long control tubes where the pendant length can create delays, where it is difficult for the operator to travel with the hoist or crane, where the operator needs to work at different levels or to give the operator more freedom to check the movement and positioning of the load. The Red Rooster radio remote control system can be used on chain hoists, wire rope hoists, trolleys and cranes. The system is fitted with a main STOP valve to cut off air supply and is in accordance with standards PL e EN ISO 13849 and SIL 3 EN 61508.

Our remote control can be used in non-hazardous areas.

## KEY POINTS

- There are 64 frequencies in the 433 - 434 MHz range
- Various options for the power supply for the radio receiver
- The transmitter is powered by a plug-in rechargeable battery
- Transmitter and receiver protection class is IP65
- The remote control buttons are easily operated when wearing gloves
- Available on all Red Rooster hoists and trolleys
- A standard pendant can be connected into the system in case of failure or power loss



# LOAD CHAIN

## LOAD CHAIN

Red Rooster use high quality load chain to EN818-7 ranging from 4 x 12 mm chain on the 250 kg hoist and up to 23,5 x 66 mm load chain. Depending on the working duty and operating conditions we can offer a heavy duty chain with a higher resistance to wear and different finishes on the chain to protect against corrosion.

## CHAIN SIZES

4 x 12 mm\*



6,3 x 19,1mm\*



7,1 x 21 mm\*



13 x 36 mm



16 x 45 mm



23,5 x 66 mm



\*Also available in stainless steel version



## LUBRICATION OIL

Atlub is the perfect lubricant especially developed to meet the lubrication requirements of air chain hoists and air trolleys. Atlub is based on a water soluble synthetic lubricant, containing a well balanced choice of additives to obtain following properties:

- Very good protection against wear, corrosion and oxidation
- No forming of ice in pneumatic tools and machinery
- A good protection against deposit in the pneumatic system
- Good cleaning properties
- Compatibility with seal and gaskets made from synthetic material

Atlub can be used in an air-line or micro fog lubricator for lubrication hoists and trolleys. Atlub will not mix with other mineral oils. With Atlub as the lubricant it is possible to work at very low temperatures, even at - 25°C, without freezing of the pneumatic system.

# CHAIN COLLECTORS

## CHAIN COLLECTORS

Red Rooster offer a wide range of PVC chain bags and chain buckets manufactured from either galvanised or stainless steel. The chain-bags are mainly used on the smaller hoists with a maximum of 20 m of 4 x 12 mm chain or 13 m of 7,1 x 21 mm chain. Above these sizes we use steel chain buckets which can take up to 100 m of 23,5 x 66 mm load chain.



Simply advise us of your hoist model and height of lift and we will supply you with a chain collector and bracket to suit. Where headroom is a problem we can try to alter the shape of a standard bucket to keep the headroom to a minimum.

With the increased size and weight in the collectors we may need to supply secondary suspension slings for added support. We have a selection of chain buckets in stock to suit 250 kg to 6 tonne hoists with larger capacities being made to order. See page 94 and 95 for chain collector models.

# CHAIN COLLECTOR MODELS

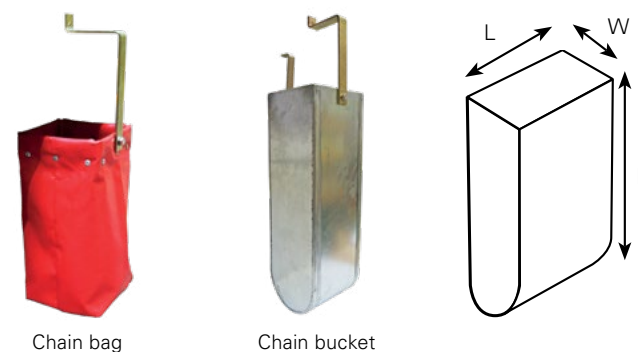
Max. Hol (m)	Chain Bag / Bucket	Dimensions (L X W X H)	TCR-250 TCR-500/2 TCS-500 TCR-500 TCS-980/2 TCR-1000/2 TCR-1000 TCR-2000/2								
			Weight (Kg)								
Bag 1	Bag	90 x 90 x 300	1	13	7						
Bag 2	Bag	150 x 150 x 250	1	25	13						
Bag 3	Bag	150 x 150 x 150	1				6		3	6	3
Bag 4	Bag	150 x 150 x 250	1								
Bag 5	Bag	150 x 150 x 300	1,5				13		7	13	7
Bag 6	Bag	133 x 133 x 250	1,5					12			
Bag 7	Bag	133 x 133 x 300	1,5					20		10	
Bucket 2	Bucket	150 x 150 x 300	2	31	16	12	12	6	6	10	5
Bucket 3	Bucket	150 x 150 x 500	3	41	21	20	20	10	10	18	9
Bucket 5	Bucket	150 x 225 x 500	4			30	30	15	15	25	12
Bucket 6	Bucket	150 x 250 x 500	4			34	34	17	17	28	14
Bucket 7*	Bucket	150 x 225 x 700	6,5			42	42	21	21	36	18
Bucket 8*	Bucket	150 x 250 x 800	7			55	55	27	27	46	23
Bucket 12*	Bucket	250 x 250 x 600	7			60	60	30	30	60	30
TMH1	Bucket	300 x 300 x 300	-								
TMH2	Bucket	300 x 300 x 400	-								
TMH3*	Bucket	300 x 300 x 500	-								
TMH4*	Bucket	300 x 300 x 600	-								
TMH5*	Bucket	300 x 300 x 650	-								
TMH6*	Bucket	300 x 300 x 750	-								
TMH7*	Bucket	300 x 300 x 850	-								
TMH8*	Bucket	400 x 400 x 650	-								
TMH9*	Bucket	400 x 400 x 700	-								
TMH10*	Bucket	400 x 400 x 750	-								
TMH11*	Bucket	400 x 400 x 800	-								
TMH12*	Bucket	400 x 400 x 850	-								
TMH13*	Bucket	400 x 400 x 900	-								
TMH14*	Bucket	400 x 400 x 1000	-								
TMH15*	Bucket	400 x 400 x 1100	-								
TMH16*	Bucket	400 x 500 x 1000	-								
TMH17*	Bucket	500 x 500 x 500	-								
TMH18*	Bucket	600 x 600 x 750	-								
TMH19*	Bucket	500 x 500 x 1000	-								
TMH20*	Bucket	600 x 600 x 1000	-								
TMH21*	Bucket	600 x 600 x 1350	-								
TMH22*	Bucket	600 x 600 x 1500	-								
TMH23*	Bucket	600 x 650 x 1600	-								

\* Support trolley recommended for bucket size 7 and up & TMH3 and up when fitting to a hoist & trolley (up to 180 mm flange)

# CHAIN COLLECTOR MODELS

Max. Hol (m)	TMH-3000 TMH-6000/2 TMH-9000/3 TMH-12000/4 TMH-15000/5 TMH-10/2 TMH-15/3 TMH-20/4 TMH-25/2 TMH-30/2									
	Bag 1									
Bag 2										
Bag 3										
Bag 4										
Bag 5										
Bag 6										
Bag 7										
Bucket 2										
Bucket 3										
Bucket 5										
Bucket 6										
Bucket 7*										
Bucket 8*										
Bucket 12*										
TMH1	6	3								
TMH2	10	5	3							
TMH3*	15	7	5	4	3					
TMH4*	20	10	7	5	4					
TMH5*	25	12	8	6	5					
TMH6*	30	15	10	8	6					
TMH7*	35	17	12	9	7					
TMH8*	40	20	13	10	8	14	9,5	7	6	8
TMH9*	45	22	15	11	9					
TMH10*	50	25	17	12	10	17	11	8		
TMH11*	60	30	20	15	12					
TMH12*	70	35	23	17	14					
TMH13*	80	40	26	20	16					
TMH14*	90	45	30	22	18	22	15	11		
TMH15*	100	50	33	25	20					
TMH16*						28	19	14		
TMH17*									10	10
TMH18*									15	15
TMH19*						35	23	17,5	20	20
TMH20*						51	34	25	30	30
TMH21*									40	40
TMH22*									45	45
TMH23*									50	50

\* Support trolley recommended for bucket size 7 and up & TMH3 and up when fitting to a hoist & trolley (up to 180 mm flange)





# AIR TREATMENT EQUIPMENT



## ACCURATE LUBRICATION OF YOUR MACHINERY COMPONENTS WITH THE SMC AL-SERIES LUBRICATORS

These larger size lubricators can be refilled under pressure (from size 30 onwards). The lubricator is easily adjustable for any kind of volume of airflow and at already low flow sufficient oil mist is created. For proper functionality of the lubricator, the hose length between the lubricator and hoist should not exceed 8 meters. Longer air hoses impede proper lubrication.

Do you have a lubricator in an area that is difficult to reach; for example high at the top hook of an air chain hoist? In such cases we advise the use of the SMC ALF/ALT-series. The ALF-lubricator is automatically refilled from the ALT-Oil tank (which can be refilled at normal ground level). Auto-feed lubrication ensures both frequency of lubrication as well as volume thus saving your expenditure on oil. Other benefits are; less maintenance to your air chain hoist, increased safety in the working environment and less pollution.

The ALDU-series of SMC is a centralized lubricator with an oil mist range of up to 200 meters. Using the ALDU series, only one lubricator can service multiple air chain hoists. This means; less maintenance and it reduces errors and oil-consumption by 80 to 90%. The use of hose-reels and Festoon systems is enabled by using the ALDU series.

### NOTE

Also refer to the SMC-AC-series filters and -pressure regulators for the correct compressed air conditioning. The correct choice of SMC combinations should be based on air consumption of your hoist. See technical specifications: NI/min. (normal litres per minute). Take into consideration the parallel use of multiple hoists.



## AIR SERVICE EQUIPMENT

For faultless operation of your Red Rooster air chain hoist, trolley the compressed air must be clean, dry and lubricated. We recommend that you always fit an SMC filter lubricator along with a regulator if required. Available as filter / lubricator units or as filter / lubricator / regulators from 0,375" to 1" always in stock.



AC-SERIE  
(Polycarbonate)



AC-SERIE  
(Metal)

## AC-SERIES COMBINATION OF AF (FILTER), AR (REGULATOR), AL (LUBRICATOR) AND PRESSURE GAUGE

Type	Port size	NI/min.	Filter micron	Air Pressure MPa	Bowl	Bowl with bajonet connection
AC30-F03E-B	3/8"	1.500	5	0,05 - 0,85	Polycarbonate	Standard
AC40-F04E-B	1/2"	2.200	5	0,05 - 0,85	Polycarbonate	Standard
AC50-F06E-B	3/4"	3.000	5	0,05 - 0,85	Polycarbonate	Standard
AC60-F10E-B	1"	4.000	5	0,05 - 0,85	Polycarbonate	Standard
AC30-F03E-DM-8-B	3/8"	1.500	5	0,05 - 0,85	Metal	Standard
AC40-F04E-DM-8-B	1/2"	2.200	5	0,05 - 0,85	Metal	Standard
AC50-F06E-DM-8-B	3/4"	3.000	5	0,05 - 0,85	Metal	Standard
AC60-F10E-DM-8-B	1"	4.000	5	0,05 - 0,85	Metal	Standard

Max. supply pressure: 1,5 MPa | Max. working pressure: 0,7 MPa | Temperature working area: -5 to 60° C.

# AIR TREATMENT EQUIPMENT



AL-SERIE

## AL-SERIES LUBRICATOR

Type	Port size	NI/min.	Lubricating from NI/min.	Sight dome	Bowl	Bowl capacity cm <sup>3</sup>	Mounting brackets
AL40-F04-A	1/2"	5.800	40	AL20P-080AS	Polycarbonate	135	AF42P-050AS
AL50-F06-A	3/4"	7.500	190	AL20P-080AS	Polycarbonate	135	AF52P-050AS
AL60-F10-A	1"	10.500	220	AL20P-080AS	Polycarbonate	135	AF52P-050AS
AL900-20	2"	20.000	1.800	12316	Polycarbonate	440	-

Max. supply pressure: 1,5 MPa | Max. working pressure: 1,0 MPa | Temperature working area: -5 to 60° C  
Recommended oil norm: ISO VG32.



ALDU-SERIE

## ALDU-SERIES LUBRICATOR

Type	Port size	Max. NI/min.	Filter micron	Betriebsdruck MPa	Behälterkapazität cm <sup>3</sup>
ALDU600-10	1"	6.000	5	0,15 - 1,0	2.000
ALDU900-20	2"	15.000	5	0,15 - 1,0	5.000

Max. supply pressure: 1,5 MPa | Max. working pressure: 1,0 MPa | Temperature working area: -5 to 60° C.



ALF-SERIE

## ALF-SERIES AUTO FEED LUBE

Type	Port size	Max. NI/min.	Max. Betriebsdruck	Min. Durchfluss (NI/min. (ANR))	Behälter	Weight kg
ALF400-F04	1/2"	5.800	0,7 MPa	100	Polycarbonate	0,88
ALF900-F20	2"	20.000	0,7 MPa	1.800	Polycarbonate	1,9

The ALF-lubricator is automatically refilled from the ALT-Oil tank.  
Temperature working area: -5 to 60°C / Recommended oil norm: ISO VG32.



ALT-SERIE

## ALT-SERIES AUTO FEED TANK

Type	Port size	Max. operating pressure	Bowl capacity cm <sup>3</sup>	Bowl	Weight kg
ALT-5	Air 1/4" / Oil 3/8"	1,0 MPa	5.000	Metal	12,6
ALT-9	Aur 1/4" / Oil 3/8"	1,0 MPa	9.000	Metal	26,0

Temperature working area: -5 to 60°C / Recommended oil norm: ISO VG32.

### NOTE

It is possible to connect several ALF lubricators through an oil distributor.

# FESTOON SYSTEMS

## Red Rooster Hose Support Trolley: RSJ Festoon Cable Systems

These Festoon trolleys can run along the same beam as the hoist, making installation fast and easy. These trolleys follow the hoist along the runway beam and are pulled out and pushed in by the main trolley. Trolleys are available for air hoses. We can supply these trolleys for standard or ATEX systems. Trolley capacity 50 kg to suit beam sizes up to 300 mm.



### HEAVY DUTY SYSTEMS

For systems with heavy hoses, we can also supply square section tracks for straight or curved beams. The sections of track are supported by support brackets attached to the top flange of the beam.

We can also supply heavy duty C-Track systems built from larger stronger sections.

# FESTOON SYSTEMS

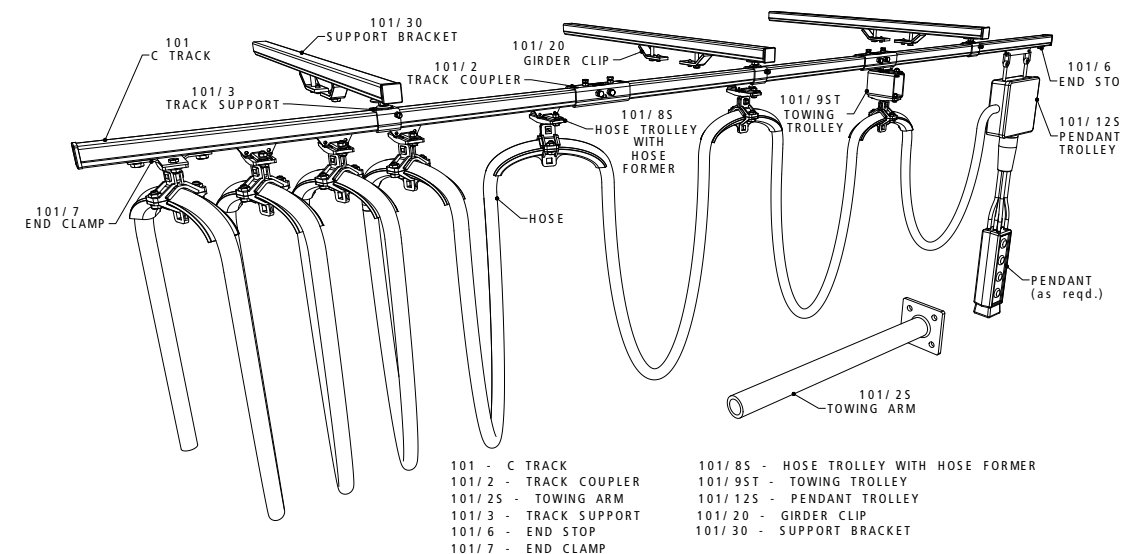
## Festoon C-Track System

The Festoon C-Track system, has been specifically designed and developed for the support and conveyance of air hoses, flat form cable and round cable. The application of which may be seen in overhead travelling cranes, hoists, jibs and monorails, mobile material handling machines and other travelling equipment.

The various system components have been designed to work with air hoses, flat form cables and round cables of varying thicknesses, widths, diameters and weights. Depending on the application or environment, a Festoon system is offered in a choice of 2 different materials: galvanised or stainless steel. The track can either be

single for supply only or gradual track for an independent pendant. On our clients specific request, a Festoon C-Track can also be supplied curved. Our automated rolling and forming machinery, is able to achieve a maximum bending radius of 1.25 m, easily covering a multitude of conveyance applications. These are made to order. With our offering of stainless steel profiles, our Festoon C-Track system is also ideal for the food, marine industry, or safe areas where ATEX certification is required.

The Festoon system has been designed for years of trouble free operation and its ease of installation does not require the need of special tools.





# SERVICE





# SERVICE

We continuously place great emphasis on giving excellent support. Rami Yokota keeps a very large stock of the Red Rooster air chain hoists and spare parts in order to be able to supply our customers (dealers & end-users) according to their needs and demands. Maintaining a large stock is important to us and the certainty it provides our partners with is one of the reasons they value us.

Concepts such as durability and sustainability are crucial and we endeavour to train all our customers in the use and maintenance of our products. Proper use lengthens the lifetime of the hoists considerably therefore contributing to a reliable production process. We have extensive facilities and very experienced staff who not only master the course content but also possess great teaching ability which makes our training highly effective and motivating. We also assist on location at end-users together with our customers, which enables us to give specialized advice.

At our well equipped facilities we strive to avoid breakage and expensive interruption of your production processes through proper and thorough maintenance. Though our focus mainly lies on sales we also offer the option of rental.

# SERVICE

## *Rental, Testing & Warranty*



### **RED ROOSTER RENTAL**

With Red Rooster hoists we aim to offer you the equipment you need, when and where you need it. Our experienced staff will advise you with your equipment needs and will quickly confirm price and availability. From our (partners) stock of over 500 hoists, winches, load cells and other lifting solutions we can offer conform your requirements. A large part of our rental hoists and trolleys are 10 tonne to 50 tonne capacity.

We can supply our range of equipment worldwide at the most competitive rates possible.

### **TESTING**

In our professional workshop we have a fully equipped test rig. This test rig is calibrated and certified according to the European standard NEN - EN 818. With this test rig, we can test all our hoist models at 150% overload, it is a dynamic test and this is the heaviest condition for testing incorporating the dynamic effects that a load can put on the hoist.

### **WARRANTY**

The warranty period from the date of purchase is 12 months for hoists and 3 months on repairs and replaced spare parts, repaired by us or our recognized partners.

Warranty covers clearly definable material and/or construction faults by the manufacturer. Replacement of parts or repair by an official partner of ours, is free of charge when the hoist is covered by warranty. Freight is the responsibility of the customer. Damage attributed to normal wear, overloading or incorrect use is excluded from warranty. Replacement of hoists as a consequence of warranty claims is not part of the warranty arrangements. Claims for the loss of production and/or other damages are excluded from this warranty. Repairs under warranty can only be considered when the hoist is in its original state and accompanied by the purchase invoice. Warranty claims have to be made through the distributor who supplied the hoist. We reserve the right to make unannounced changes/modifications to our hoists. These warranty conditions are based on an 8 hour working day.



# MAINTENANCE



## PROPER USE

Our advice:

- Oil your hoist at regular intervals using Red Rooster Atlub fully synthetic resin and acid free lubrication
- Always check before connecting the hose to the hoist, that both the air hose and fittings are in good condition and free of any debris or dirt
- Use of a correctly sized air treatment set (FRL) and a correctly adjusted lubricator
- Use of a hose between the oiler and air hoist of max. 8 m. (26 ft.). In case of a longer hose please mount an SMC jet oiler. The jet oiler has a reach of approx. 200 m. (656 ft.).
- The air pressure of the hoist has to be 0,4 - 0,63 MPa
- Draw water from the air piping and compressor tank daily.

## QUALITY OF THE AIR

Poor air quality can result in expensive production downtime, and will increase the time and costs of maintenance, as well as shorten the lifetime of the tool. Good quality air should be a first priority, investments will be worth it, saving your tools from (permanent) damages.

Poor quality air can be caused by:

- Lack of necessary air treatment equipment
- Poor quality and/or wrong installation of the air treatment equipment
- Lack of maintenance of the air treatment equipment
- Incorrect hose diameter

## LOW AIR PRESSURE

When the air supply to the hoist is too low it could reduce the performance and the accuracy. Slow starting and lower productivity lead to a loss of efficiency. 0,1 MPa pressure reduction means 25% power loss to the air motor.

Low pressure may occur if:

- The capacity of the compressor is insufficient
- The air piping has been pitched incorrectly
- There are air leaks
- The air treatment equipment is not functioning
- The wrong size hose nipples or quick couplers are used
- The tank is too small

## REPAIR

At our premises we carry out maintenance and repairs of all types of Red Rooster air chain hoists and trolleys. They can be delivered with a Lloyds Register or DNV certificate.

# TRAINING



## TRAINING

Changes are continuously taking place in your professional area. Systems, guidelines or installations are renewed. New systems require new skills, which is why it is important that you continue to train your employees. Our know-how of products, applications, regulations and much more, is something that we gladly share with you. We will teach you everything about the products, both from a theoretical and a practical point of view.

## RED ROOSTER TRAINING

In our head office, which is located in Amsterdam, we have a workplace and showroom with various air hoists, functioning installations and extensive training facilities. This makes it possible for us to discuss every day practices in addition to the theoretical aspects.

## OFFER

Our modules vary from basic training in the practical use of hoists, all the way to advanced theoretical knowledge of special hoists. Our course material is always up-to-date and includes the most recent technologies, in the area of hoists, processing and materials.

In addition, we also offer online training by Rami Yokota Academy e-learning modules in air treatment and hoists.

## AIR CHAIN HOISTS TRAINING

Air chain hoists are becoming the standard in different industries, such as petrochemicals, oil and gas, offshore drilling or the food industry. Air chain hoists do not produce sparks, and are therefore perfect to be used in such surroundings without the risk of explosions. In addition, air hoists have a number of different characteristics, that also are extremely interesting for other applications. During this training you will learn about the conditions for a safe and long-term use of air hoists. Furthermore, we'll pay attention to other applications where air hoists can be an interesting alternative for electrical or manual hoists.

## REPAIR TRAINING

Downtime and malfunctions of hoists are a major expense for companies, especially if this interrupts production processes. This training has been designed to minimize downtime costs and to ensure that careful maintenance or repair can be carried out. During this training, you will learn to recognize and interpret wear-and-tear traces. This will help you to prevent malfunctions in the future. Your work benefits from the acquired know-how about products and their application. Well trained employees help to increase productivity, quality and safety.

Would you like more information about the content of the (online) course and how you can subscribe? Or do you have other questions? Please contact us via [marketing@rami-yokota.com](mailto:marketing@rami-yokota.com).

# INDEX

**A**

AC30-F03E-B ..... 98  
 AC30-F03E-DM-8-B ..... 98  
 AC40-F04E-B ..... 98  
 AC40-F04E-DM-8-B ..... 98  
 AC50-F06E-B ..... 98  
 AC50-F06E-DM-8-B ..... 98  
 AC60-F10E-B ..... 98  
 AC60-F10E-DM-8-B ..... 98  
 AL40-F04-A ..... 99  
 AL50-F06-A ..... 99  
 AL60-F10-A ..... 99  
 AL900-20 ..... 99  
 ALDU600-10 ..... 99  
 ALDU900-20 ..... 99  
 ALF400-F04 ..... 99  
 ALF900-F20 ..... 99  
 ALT-5 ..... 99  
 ALT-9 ..... 99  
 AT2S ..... 46  
 AT2S-RP ..... 80  
 AT3S ..... 50  
 AT3S-RP ..... 80  
 AT6S ..... 50  
 AT6S-RP ..... 80  
 AT10S ..... 52  
 AT10S-RP ..... 80  
 AT15S ..... 54  
 AT15S-RP ..... 80  
 AT20S ..... 56  
 AT20S-RP ..... 80  
 AT25S ..... 58  
 AT25S-RP ..... 80  
 AT30S ..... 58  
 AT37,5S ..... 58  
 AT45S ..... 60  
 AT50S ..... 60

**E**

ELF-3 ..... 91  
 ELF-5 ..... 91  
 ELF-9 ..... 91  
 ELF-15 ..... 91  
 ELF-22 ..... 91  
 ELF-30 ..... 91  
 ELF-40 ..... 91  
 ELF-50 ..... 91  
 ELF-60 ..... 91  
 ELF-70 ..... 91  
 ETP-14 ..... 91  
 ETP-15 ..... 91  
 ETP-16 ..... 91

**H**

HTB-0 ..... 91  
 HTB-1 ..... 91  
 HTB-2 ..... 91

**R**

RRI-9001/1 ..... 91  
 RRI-9003/1 ..... 91  
 RRI-9005/1 ..... 91

**T**

TCR-125C ..... 28  
 TCR-125DPE ..... 28  
 TCR-250-AT2S ..... 46  
 TCR-250C ..... 29  
 TCR-250DPE ..... 29  
 TCR-250ME ..... 27  
 TCR-500 ..... 31  
 TCR-500/2-AT2S ..... 46  
 TCR-500-AT2S ..... 48  
 TCR-500C ..... 31  
 TCR-500C2 ..... 29  
 TCR-500DP2 ..... 29  
 TCR-500-LHR ..... 66  
 TCR-500PE ..... 31  
 TCR-1000 ..... 32  
 TCR-1000/2 ..... 31  
 TCR-1000/2-AT2S ..... 48  
 TCR-1000/2-LHR ..... 66  
 TCR-1000-AT25 ..... 48  
 TCR-1000C ..... 32  
 TCR-1000C2 ..... 31  
 TCR-1000LH/BB-ATX ..... 78  
 TCR-1000-LHR ..... 66  
 TCR-1000P2E ..... 31  
 TCR-1000PE ..... 32  
 TCR-2000 ..... 32  
 TCR-2000/2-AT2S ..... 48  
 TCR-2000C2 ..... 32  
 TCR-2000LH/BB-ATX ..... 78  
 TCR-2000-LHR ..... 66  
 TCR-2000P2E ..... 32  
 TCR-600250 ..... 31  
 TCR-600250C ..... 31  
 TCR-600250PE ..... 31  
 TCS-500 ..... 30  
 TCS-500-AT2S ..... 46  
 TCS-500-AT2SLF ..... 46  
 TCS-500C ..... 30  
 TCS-500LFC ..... 30  
 TCS-500LFPE ..... 30

TCS-500PE ..... 30  
 TCS-980 ..... 30  
 TCS-980/2-AT2S ..... 46  
 TCS-980/2-AT2SLF ..... 46  
 TCS-980C2 ..... 30  
 TCS-980LFC2 ..... 30  
 TCS-980LFPE ..... 30  
 TCS-980P2E ..... 30  
 TMH-10/2 ..... 37  
 TMH-10/2-LHR ..... 72  
 TMH-10/2-ULHR ..... 76  
 TMH-10C2 ..... 36  
 TMH-10P2E ..... 36  
 TMH-10P2E-AT10S ..... 56  
 TMH-15/3 ..... 37  
 TMH-15/3-LHR ..... 72  
 TMH-15C3 ..... 36  
 TMH-15P3E ..... 36  
 TMH-15P3E-AT15S ..... 56  
 TMH-20/4 ..... 37  
 TMH-20/4-LHR ..... 72  
 TMH-20/4-ULHR ..... 76  
 TMH-20C4 ..... 36  
 TMH-20P4E ..... 36  
 TMH-20P4E-AT20S ..... 56  
 TMH-20T-BOP ..... 83  
 TMH-25/2 ..... 38  
 TMH-25C2 ..... 38  
 TMH-25P2E ..... 38  
 TMH-25P2E-AT25S ..... 58  
 TMH-30/2 ..... 38  
 TMH-30C2 ..... 38  
 TMH-30P2E ..... 38  
 TMH-30P2E-AT30S ..... 58  
 TMH-30T-BOP ..... 83  
 TMH-37,5/3 ..... 39  
 TMH-37,5/C3 ..... 39  
 TMH-37,5/P3E ..... 39  
 TMH-37,5P3E-AT37,5S ..... 58  
 TMH-45/3 ..... 39  
 TMH-45/C3 ..... 39  
 TMH45/P3E ..... 39  
 TMH-45P3E-AT45S ..... 60  
 TMH-50/4 ..... 41  
 TMH-50/C4 ..... 40  
 TMH-50/P4E ..... 40  
 TMH-50P4E-AT50S ..... 60  
 TMH-50T-BOP ..... 83  
 TMH-60/4 ..... 41  
 TMH-60/C4 ..... 40  
 TMH-60/P4E ..... 40  
 TMH-60T-BOP ..... 83  
 TMH-75T-BOP ..... 83  
 TMH-3000 ..... 33

TMH-3000-AT3S ..... 50  
 TMH-3000C ..... 33  
 TMH-3000LF-AT3SLF ..... 50  
 TMH-3000LFC ..... 33  
 TMH-3000LFPE ..... 33  
 TMH-3000LH/BB-ATX ..... 78  
 TMH-3000-LHR ..... 68  
 TMH-3000PE ..... 33  
 TMH-6000 ..... 33  
 TMH-6000/2-AT6S ..... 50  
 TMH-6000/2LF-AT6SLF ..... 50  
 TMH-6000/2-LHR ..... 68  
 TMH-6000/2-ULHR ..... 74  
 TMH-6000C2 ..... 33  
 TMH-6000LFC2 ..... 33  
 TMH-6000LFP2E ..... 33  
 TMH-6000P2E ..... 33  
 TMH-9000/3 ..... 35  
 TMH-9000/3-AT10S ..... 52  
 TMH-9000/3-LHR ..... 68  
 TMH-9000C3 ..... 34  
 TMH-9000LF-AT10SLF ..... 52  
 TMH-9000LFC3 ..... 34  
 TMH-12000/4 ..... 35  
 TMH-12000/4-AT10S ..... 52  
 TMH-12000/4-LHR ..... 70  
 TMH-12000/4-ULHR ..... 74  
 TMH-12000C4 ..... 34  
 TMH-12000LF-AT10SLF ..... 52  
 TMH-12000LFC4 ..... 34  
 TMH-15000/5 ..... 35  
 TMH-15000/5-AT15S ..... 54  
 TMH-15000/5-LHR ..... 70  
 TMH-15000C5 ..... 34  
 TMH-15000LF-AT15SLF ..... 54  
 TMH-15000LFC5 ..... 34  
 TW-0 ..... 91  
 TW-3C ..... 91  
 TW-5C ..... 91  
 TW-6.5C ..... 91  
 TW-9 ..... 91  
 TW-15 ..... 91  
 TW-22 ..... 91  
 TW-30 ..... 91  
 TW-40 ..... 91  
 TW-50 ..... 91  
 TW-60 ..... 91  
 TW-70 ..... 91



Air Chain Hoists  
Pneumatic Hoists  
Pneumatic Trolleys  
Push & Geared Trolleys  
Mini Chain Hoists  
High Speed Hoists  
Heavy Duty Hoists  
Air Chain Hoist & Trolley  
Low Headroom  
Ultra Low Headroom  
Big Bag Handling Hoists  
Articulated Trolleys  
Rack & Pinion  
Trolley & Parking Brakes  
BOP Handling Systems

**Rami Yokota BV**

De Ruyterkade 120  
1011 AB Amsterdam  
+31 20 531 8805  
[www.rami-yokota.com](http://www.rami-yokota.com)